

ONLINE RAPID POLL

YOUTH OPINION ON BRIBERY, CORRUPTION & SEXUAL BRIBERY IN THE PUBLIC SECTOR





Copyright details

© Centre for Equality and Justice (CEJ), Sri Lanka.
All rights reserved.

Printed and published in June 2023.

No part of this publication may be reproduced, stored in a retrieval system or transmitted in any form or by means, electronic, mechanical, photocopying, recording or otherwise without full attribution.

For further information please contact:

Centre for Equality and Justice

No 16/1, Maurice Place, Colombo 5, Sri Lanka.

Tel/Fax: +94 11 2055404

email: srilanka.cej@gmail.com

Foreword

The Centre for Equality and Justice (CEJ) conducted an online rapid poll in April 2023, to assess the general public’s attitudes towards corruption, bribery and sexual bribery with a primary focus on the public sector of Sri Lanka. This quantitative survey was conducted targeting youth between the age groups of 18–29, and received a total of 1012 responses resulting in it being close to a national representative sample.

The poll assessed young people’s experiences of corruption, bribery and sexual bribery while receiving public sector services, and their awareness of laws and current reporting mechanisms governing corruption in Sri Lanka. Further, it also gauged young people’s understanding of the Open Government Partnership which is an initiative that encourages governments to make commitments to promote transparency, empower citizens, fight corruption, and harness new technologies in the country. The results of this poll confirms the aspirations of Sri Lankan youth for a corruption free public sector.

This research was carried out for CEJ by Ms. Pumudika Amarasekara, a Research Analyst and Lead Researcher for this project. CEJ would like to thank Ms. Amarasekara and her team for designing and executing the poll and compiling the report. CEJ also thanks all the respondents who took the time to participate in this rapid poll.

We hope this publication will be useful to the academic community, civil society organizations, policymakers, and Sri Lankan citizens interested in bringing about reforms to laws and policies on corruption, bribery and sexual bribery.

Shyamala Gomez
Executive Director
Centre for Equality and Justice

TABLE OF CONTENTS

Table of Contents	II
List of Tabulations	III
List of Figures	VIII
Introduction	01
The Project Aims	02
Research Methodology	02
Data Collection	02
Limitations of the study	03
Data Analysis	03
Demographic profile	04
Data analysis of the research questions	06
Cross Tabulations of the research questions	61
Annexure I – Questionnaire	71
Annexure II – Summary of the Digital Campaign	76
Annexure III – External research team	80

LIST OF TABULATIONS

Tabulation 1 – Census of Population and Housing Survey 2012 Vs. Survey data – Provincial wise comparison.....	03
Tabulation 2 – Age.....	04
Tabulation 3 – Sex.....	04
Tabulation 4 – Provincial distribution.....	04
Tabulation 5 – District distribution.....	05
Tabulation 6 – Employment status.....	06
Tabulation 7 – Are you aware of any incidents related to bribery or corruption when obtaining public sector services?.....	06
Tabulation 8 – Are you aware of any incidents related to bribery or corruption when obtaining public sector services? – Age crosstabulation.....	07
Tabulation 9 – Are you aware of any incidents related to bribery or corruption when obtaining public sector services? – Sex crosstabulation.....	08
Tabulation 10 – Are you aware of any incidents related to bribery or corruption when obtaining public sector services? – Province crosstabulation.....	09
Tabulation 11 – Are you aware of any incidents related to bribery or corruption when obtaining public sector services? – Employment status crosstabulation.....	10
Tabulation 12 – Are you aware of any incidents related to sexual bribery when obtaining public sector services?.....	10
Tabulation 13 – Are you aware of any incidents related to sexual bribery when obtaining public sector services? – Age crosstabulation.....	11
Tabulation 14 – Are you aware of any incidents related to bribery or corruption when obtaining public sector services? – Sex crosstabulation.....	12
Tabulation 15 – Are you aware of any incidents related to sexual bribery when obtaining public sector services? – Province crosstabulation.....	13
Tabulation 16 – Are you aware of any incidents related to sexual bribery when obtaining public sector services? – Employment status crosstabulation.....	14
Tabulation 17 – Have you experienced any incidents of bribery or corruption when obtaining public sector services?.....	14
Tabulation 18 – Have you experienced any incidents of bribery or corruption when obtaining public sector services? – Age crosstabulation.....	15
Tabulation 19 – Have you experienced any incidents of bribery or corruption when obtaining public sector services? – Sex crosstabulation.....	16
Tabulation 20 – Have you experienced any incidents of bribery or corruption when obtaining public sector services? – Province crosstabulation.....	17
Tabulation 21 – Have you experienced any incidents of bribery or corruption when obtaining public sector services? – Employment status crosstabulation.....	18

Tabulation 22 – Have you experienced any incidents of sexual bribery when obtaining public sector services?	18
Tabulation 23 – Have you experienced any incidents of sexual bribery when obtaining public sector services? – Age crosstabulation	19
Tabulation 24 – Have you experienced any incidents of sexual bribery when obtaining public sector services? – Sex crosstabulation	20
Tabulation 25 – Have you experienced any incidents of sexual bribery when obtaining public sector services? – Province crosstabulation	21
Tabulation 26 – Have you experienced any incidents of sexual bribery when obtaining public sector services? – Employment status crosstabulation	22
Tabulation 27 – Have you reported or know anyone who has reported any incidents related to bribery, corruption, or sexual bribery when obtaining public sector services?	22
Tabulation 28 – Have you reported or know anyone who has reported any incidents related to bribery, corruption, or sexual bribery when obtaining public sector services? – Age crosstabulation	23
Tabulation 29 – Have you reported or know anyone who has reported any incidents related to bribery, corruption, or sexual bribery when obtaining public sector services? – Sex crosstabulation	24
Tabulation 30 – Have you reported or know anyone who has reported any incidents related to bribery, corruption, or sexual bribery when obtaining public sector services? – Province crosstabulation.....	25
Tabulation 31 – Have you reported or know anyone who has reported any incidents related to bribery, corruption, or sexual bribery when obtaining public sector services? – Employment status crosstabulation	26
Tabulation 32 – If you are employed in the public sector, have you experienced any incidents related to bribery, corruption, or sexual bribery within your workplace?	26
Tabulation 33 – If you are employed in the public sector, have you experienced any incidents related to bribery, corruption, or sexual bribery within your workplace? – Age crosstabulation	27
Tabulation 34 – If you are employed in the public sector, have you experienced any incidents related to bribery, corruption, or sexual bribery within your workplace? – Sex crosstabulation.....	28
Tabulation 35 – If you are employed in the public sector, have you experienced any incidents related to bribery, corruption, or sexual bribery within your workplace? – Province crosstabulation ..	29
Tabulation 36 – If you are employed in the public sector, have you experienced any incidents related to bribery, corruption, or sexual bribery within your workplace? – Employment status crosstabulation.....	30
Tabulation 37 – Do you know anyone employed in the public sector who has experienced any incidents related bribery, corruption, and sexual bribery within their workplace?	30
Tabulation 38 – Do you know anyone employed in the public sector who has experienced any incidents related bribery, corruption, and sexual bribery within their workplace? – Age crosstabulation.....	31
Tabulation 39 – Do you know anyone employed in the public sector who has experienced any incidents related bribery, corruption, and sexual bribery within their workplace? – Sex crosstabulation.....	32

Tabulation 40 – Do you know anyone employed in the public sector who has experienced any incidents related bribery, corruption, and sexual bribery within their workplace? – Province crosstabulation.....	33
Tabulation 41 – Do you know anyone employed in the public sector who has experienced any incidents related bribery, corruption, and sexual bribery within their workplace? – Employment status crosstabulation	33
Tabulation 42 – Based on your experience, what are the specific sectors where there is a high occurrence of bribery and corruption related incidents when obtaining public sector services? (Select the top 5 services) *	34
Tabulation 43 – Based on your experience, what are the specific sectors where there is a high occurrence of bribery and corruption related incidents when obtaining public sector services? (Select the top 5 services) – Age crosstabulation – Based on the first responses provided*	36
Tabulation 44 – Based on your experience, what are the specific sectors where there is a high occurrence of bribery and corruption related incidents when obtaining public sector services? (Select the top 5 services) – Sex crosstabulation – Based on the first responses provided*	37
Tabulation 45 – Based on your experience, what are the specific sectors where there is a high occurrence of bribery and corruption related incidents when obtaining public sector services? (Select the top 5 services) – Province crosstabulation – Based on the first responses provided*	38
Tabulation 46 – Based on your experience, what are the specific sectors where there is a high occurrence of bribery and corruption related incidents when obtaining public sector services? (Select the top 5 services) – Employment status crosstabulation – Based on the first responses provided*	39
Tabulation 47 – Based on your experience, what are the specific sectors where there is a high occurrence of sexual bribery related incidents when obtaining public sector services? (Select the top 5 services) *	40
Tabulation 48 – Based on your experience, what are the specific sectors where there is a high occurrence of sexual bribery related incidents when obtaining public sector services? (Select the top 5 services) – Age crosstabulation – Based on the first responses provided*	41
Tabulation 49 – Based on your experience, what are the specific sectors where there is a high occurrence of sexual bribery related incidents when obtaining public sector services? (Select the top 5 services) – Sex crosstabulation – Based on the first responses provided*	42
Tabulation 50 – Based on your experience, what are the specific sectors where there is a high occurrence of sexual bribery related incidents when obtaining public sector services? (Select the top 5 services) – Province crosstabulation – Based on the first responses provided*	43
Tabulation 51 – Based on your experience, what are the specific sectors where there is a high occurrence of sexual bribery related incidents when obtaining public sector services? (Select the top 5 services) – Employment status crosstabulation – Based on the first responses provided*	44

Tabulation 52 - Are you aware of mechanisms available to report incidents of bribery, corruption or sexual bribery when obtaining public sector services?	45
Tabulation 53 - Are you aware of mechanisms available to report incidents of bribery, corruption or sexual bribery when obtaining public sector services? - Age crosstabulation	45
Tabulation 54 - Are you aware of mechanisms available to report incidents of bribery, corruption or sexual bribery when obtaining public sector services? - Sex crosstabulation.....	46
Tabulation 55 - Are you aware of mechanisms available to report incidents of bribery, corruption or sexual bribery when obtaining public sector services? - Province crosstabulation	47
Tabulation 56 - Are you aware of mechanisms available to report incidents of bribery, corruption or sexual bribery when obtaining public sector services? - Employment status crosstabulation.....	47
Tabulation 57 - Are you aware of the following laws on bribery, corruption, and sexual bribery in Sri Lanka? (Select multiple answers) *	48
Tabulation 58 - Are you aware of the following laws on bribery, corruption, and sexual bribery in Sri Lanka? - Age crosstabulation - Based on the first responses provided*	49
Tabulation 59 - Are you aware of the following laws on bribery, corruption, and sexual bribery in Sri Lanka? - Sex crosstabulation - Based on the first answer provided*	49
Tabulation 60 - Are you aware of the following laws on bribery, corruption, and sexual bribery in Sri Lanka? - Province crosstabulation - Based on the first answer provided*.....	50
Tabulation 61 - Are you aware of the following laws on bribery, corruption, and sexual bribery in Sri Lanka? - Employment status crosstabulation - Based on the first answer provided*	51
Tabulation 62 - How would you rate your knowledge on the above laws on bribery, corruption and sexual bribery in Sri Lanka?.....	52
Tabulation 63 - How would you rate your knowledge on the above laws on bribery, corruption and sexual bribery in Sri Lanka? - Age crosstabulation	52
Tabulation 64 - How would you rate your knowledge on the above laws on bribery, corruption and sexual bribery in Sri Lanka? - Sex crosstabulation	53
Tabulation 65 - How would you rate your knowledge on the above laws on bribery, corruption and sexual bribery in Sri Lanka? - Province crosstabulation	54
Tabulation 66 - How would you rate your knowledge on the above laws on bribery, corruption and sexual bribery in Sri Lanka? - Employment status crosstabulation.....	54
Tabulation 67 - Are you aware of the Open Government Partnership in Sri Lanka?	55
Tabulation 68 - Are you aware of the Open Government Partnership in Sri Lanka? - Age crosstabulation....	55
Tabulation 69 - Are you aware of the Open Government Partnership in Sri Lanka? - Sex crosstabulation	56
Tabulation 70 - Are you aware of the Open Government Partnership in Sri Lanka? - Province crosstabulation.....	57
Tabulation 71 - Are you aware of the Open Government Partnership in Sri Lanka? - Employment status crosstabulation.....	57
Tabulation 72 - Are you in agreement with introducing a zero-tolerance policy for bribery, corruption	

and sexual bribery in public sector services?.....	58
Tabulation 73 - Are you in agreement with introducing a zero-tolerance policy for bribery, corruption and sexual bribery in public sector services? - Age crosstabulation.....	58
Tabulation 74 - Are you in agreement with introducing a zero-tolerance policy for bribery, corruption and sexual bribery in public sector services? - Sex crosstabulation	59
Tabulation 75 - Are you in agreement with introducing a zero-tolerance policy for bribery, corruption and sexual bribery in public sector services? - Province crosstabulation	60
Tabulation 76 - Are you in agreement with introducing a zero-tolerance policy for bribery, corruption and sexual bribery in public sector services? - Employment status crosstabulation.....	60
Tabulation 77 - Are you aware of any incidents related to bribery or corruption when obtaining public sector services? Vs. Have you experienced any incidents of bribery or corruption when obtaining public sector services?	61
Tabulation 78 - Are you aware of any incidents related to sexual bribery when obtaining public sector services? Vs. Have you experienced any incidents of sexual bribery when obtaining public sector services?	62
Tabulation 79 - Have you experienced any incidents of bribery or corruption when obtaining public sector services? Vs. Have you reported or know anyone who has reported any incidents related to bribery, corruption, or sexual bribery when obtaining public sector services?	63
Tabulation 80 - Have you experienced any incidents of sexual bribery when obtaining public sector services? Vs. Have you reported or know anyone who has reported any incidents related to bribery, corruption, or sexual bribery when obtaining public sector services?	64
Tabulation 81 - Are you aware of mechanisms available to report incidents of bribery, corruption or sexual bribery when obtaining public sector services? Vs. How would you rate your knowledge on the above laws on bribery, corruption and sexual bribery in Sri Lanka?	65
Tabulation 82 - Are you aware of the Open Government Partnership in Sri Lanka? Vs. How would you rate your knowledge on the above laws on bribery, corruption and sexual bribery in Sri Lanka?.....	66
Tabulation 83 - Are you in agreement with introducing a zero-tolerance policy for bribery, corruption and sexual bribery in public sector services? Vs. Have you experienced any incidents of bribery or corruption when obtaining public sector services?	66
Tabulation 84 - Are you in agreement with introducing a zero-tolerance policy for bribery, corruption and sexual bribery in public sector services? Vs. Have you experienced any incidents of sexual bribery when obtaining public sector services?	67
Tabulation 85 - Are you in agreement with introducing a zero-tolerance policy for bribery, corruption and sexual bribery in public sector services? Vs. If you are employed in the public sector, have you experienced any incidents related to bribery, corruption, or sexual bribery within your workplace?.....	68
Tabulation 86 - Are you in agreement with introducing a zero-tolerance policy for bribery, corruption and sexual bribery in public sector services? Vs. How would you rate your knowledge on the above laws on bribery, corruption and sexual bribery in Sri Lanka?	69

LIST OF FIGURES

Figure 1 – Advertising summary – Part I – Reach through the Centre for Equality and Justice Social Media Handles.....	76
Figure 2 – Advertising summary – Part II – Reach through the digital marketing campaign consultants Social Media Handles	76
Figure 3 – Total reach and provincial breakdown of the survey through the Centre for Equality and Justice Social Media Handles.....	76
Figure 4 – Link clicks of the survey through the Centre for Equality and Justice Social Media Handles.....	76
Figure 5 – Post engagement of the survey through the Centre for Equality and Justice Social Media Handles.....	77
Figure 6 – A few post engagements of the survey through the Centre for Equality and Justice Social Media Handles.....	77

INTRODUCTION

In Sri Lanka, the Commission to Investigate Allegations of Bribery or Corruption (CIABOC), was established under ACT, No.19 of 1994. As the primary anti-corruption organization, it was created to conduct unbiased investigations into bribery and corruption in the public sector. CIABOC emphasizes transactions involving public officials or the government. CIABOC specializes in looking into instances of public employees abusing their position to harm the government unjustifiably or to improperly enrich themselves or others.¹ The CIABOC's remit has recently been broadened to include the prevention of corruption in addition to looking into and prosecuting claims of bribery and corruption.²

A kind of corruption known as sexual bribery occurs when a person in a position of authority, such as a public official, makes sexual demands or suggests that they are necessary in order to get services that they are legally entitled to. Due to a lack of knowledge and research, sexual bribery is under reported globally. Many people in Sri Lanka, including female heads of households, and LGBTQI people, experience sexual bribery when using public services, according to CEJ's completed and ongoing research. It is against their socioeconomic, civil, and political rights to deny them such services.³

When looking at specific issues related to sexual bribery, youth rarely have opportunities to engage in conversations on issues of governance, bribery, and corruption and a focus on sexual bribery is critical given its prevalence in Sri Lanka. To address this issue, CEJ implemented a project titled "Youth as Change Agents: Fighting Corruption and Sexual Bribery" with the overall aim to specifically provide youth with the skills and knowledge to advocate for the elimination of corruption, with a focus on eliminating sexual bribery in the public sector.

Through this, the project hopes to ensure that university students and youth groups have the agency and leadership skills to participate in the promotion of transparency and accountability. This would be achieved through capacity-building sessions on principles of open government, sexual bribery and corruption, governance and democracy, issues of war-affected women, legal and policy frameworks to address these issues and, comparative global best practices on youth and open government initiatives. The project will also provide a platform for selected students to engage with different stakeholders through collective small scale advocacy initiatives and through social media and mainstream media campaigns.

¹ - CIABOC website: <https://www.ciaboc.gov.lk/contact/faqs>

² - CIABOC's National Action Plan: <https://www.ciaboc.gov.lk/images/nap/NAP-Book-ENG.pdf>

³ - CEJ Sexual Bribery Publications: <https://cejsrilanka.org/sexual-bribery/>

The Project Aims

01. Provide youth with knowledge on OGP principles to engage on issues of transparency, accountability, and governance.
02. Provide youth with an understanding of issues faced by war affected women on bribery and corruption including sexual bribery, so that they collectively advocate for its elimination in the public sector.
03. Create a platform for youth with support and tools to advocate with lawmakers and policy makers on social media and to directly engage with them on issues of transparency, accountability and governance

RESEARCH METHODOLOGY

In order to collect data for the study an island wide online survey was conducted in all three languages. The survey was developed through Google Forms and was shared through the social media handles of the Centre for Equality and Justice and through WhatsApp campaigns. In order to reach a nationally representative sample some of the posts on social media were boosted to reach the target sample population.

Below are some examples.



The population for the study was defined as “Both males and females between the age category of 18-29⁴ (representing the youth of the country above 18 years of age where consent for data collection is available), working in the public sector and private sector/self-employment” (Refer Tabulation 1 – Age). Out of the above population data from a nationally representative sample of 1000 respondents were planned to be collected for the survey.

The survey was developed with two main sections, a demographic profile of the respondents and survey questions to identify the current status of bribery, corruption and sexual bribery in the country. All the questions are closed ended questions where the data collection is done through quantitative data collection methods (Refer Annexure I – Questionnaire).

Data Collection

The data collection period of the survey was done in three folds to archive the target population and last for a total period of 2 months. The initial data collection period was from 10th February until 11th March. This is extended under a part I from 12th March to 20th March and under a part II from 20th March – 12th April.

At the end of the data collection period a total sample of 1012 respondents were collected which includes 710 responses in Sinhala language (70%), 181 responses in Tamil language (18%) and 121 respondents in English language (12%).

When looking at the provincial breakdown of the data collected through the 1012 respondents, there was a remarkable resemblance in the percentage per province conducted by the Census of Population and Housing Survey in 2012 by the Department of Census and Statistics.⁵

⁴ - National Youth Policy Sri Lanka https://www.youthpolicy.org/national/Sri_Lanka_2014_National_Youth_Policy.pdf

⁵ - Census of Population and Housing Survey 2012 http://www.statistics.gov.lk/Resource/en/Population/CPH_2011/CPH_2012_5Per_Rpt.pdf

Tabulation 1 – Census of Population and Housing Survey 2012 Vs. Survey data – Provincial wise comparison

Province	Population Distribution (Actual) – 2012		Survey Sample		Change in percentage
Sri Lanka	20,359,439	%	1,012	%	
Western Province	5,851,130	29%	318	31%	-2%
Central Province	2,571,557	13%	153	15%	-2%
Southern Province	2,477,285	12%	165	16%	-4%
Northern Province	1,061,315	5%	66	7%	-2%
Eastern Province	1,555,510	8%	93	9%	-1%
North Western Province	2,380,861	12%	63	6%	6%
North Central Province	1,266,663	6%	44	4%	2%
Uva Province	1,266,463	6%	49	5%	1%
Sabaragamuwa Province	1,928,655	9%	61	6%	3%

As per the data above comparison, only the Southern Province and North Western Province had a -4% and a 6% difference in percentage respectively, while all the other Provinces had a $\pm 3\%$ percentage difference (Refer Tabulation 4 – Provincial distribution).

LIMITATIONS OF THE STUDY

Below are the limitations faced while conducting the research.

01. Even though the survey was well received by the general public in terms of reach and engagement, give the content of the questions many were reluctant to fill out the survey. This led to extensions of the digital campaign as the target was set at 1000 respondents. Towards the latter stage of the digital campaign the survey was picked up well.
02. As the data collection was primarily done through social media and WhatsApp campaigns, it was difficult to manage the national representation of the data. However, except for two provinces all the other provinces only had a $\pm 3\%$ percentage difference when compared with the Census of Population and Housing Survey 2012.

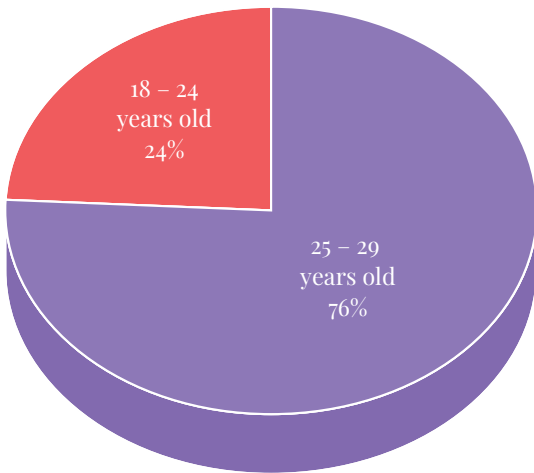
DATA ANALYSIS

The sample size of the survey was identified to be 1012 and below provides the demographic profile and the analysis of the other questions.

Demographic profile

Tabulation 2 - Age

Respondents	18 – 24 years old	25 – 29 years old	TOTAL
	243	769	1012
	24%	76%	100%

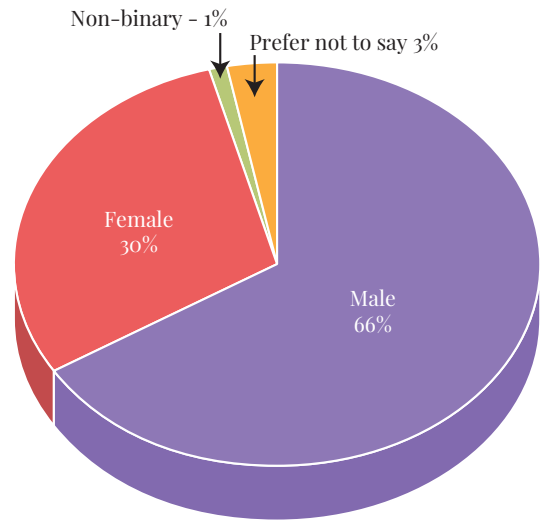


Out of the total sample respondents of 1012, 24% of the sample respondents belonged to the age category of 18 – 24 years old and the rest of 76% belonged to the age category of 25 – 29 years old.

As mentioned before in the research methodology the age range is kept between 18 – 29 years old to sample out the youth of Sri Lanka as the sample of research study.

Tabulation 3 - Sex

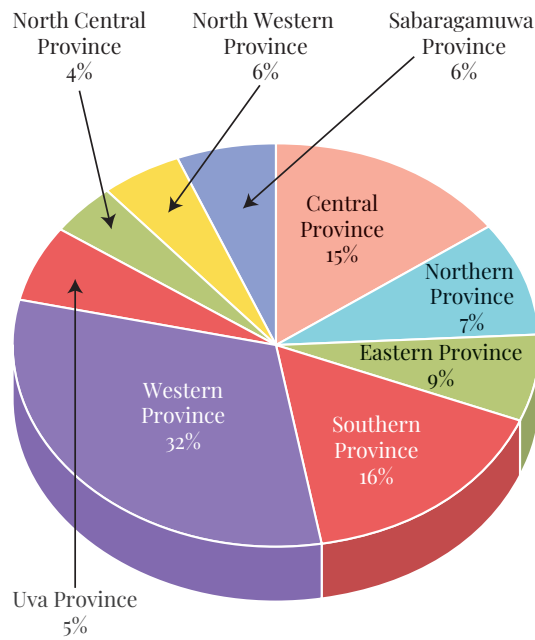
Respondents	Male	Female	Non-binary	Prefer not to say	TOTAL
	673	306	6	27	1012
	67%	30%	1%	3%	100%



Out of the total sample respondents of 1012, 67% of the sample respondents were males, 30% represent females and 1% represented non-binary individuals. However, 3% of the sample respondents did not want to disclose their sex for the survey.

Tabulation 4 - Provincial distribution

Province	Respondents	Percentage
Central Province	153	15%
Eastern Province	93	9%
Northern Province	66	7%
Southern Province	165	16%
Western Province	318	31%
North Western Province	63	6%
North Central Province	44	4%
Uva Province	49	5%
Sabaragamuwa Province	61	6%
TOTAL	1012	100%



Out of the total sample respondents of 1012, the highest number of respondents were recorded from the Western Province which is 32% followed by the Southern Province (16%) and Central Province (15%). The lowest respondents were recorded by the North Central Province at 4% of the sample respondents.

As mentioned before in the research methodology when compared with the Census of Population and Housing Survey conducted in 2012 only the Southern Province and North Western Province had a -4% and a 6% difference in percentage respectively, while all the other Provinces had a $\pm 3\%$ percentage difference.

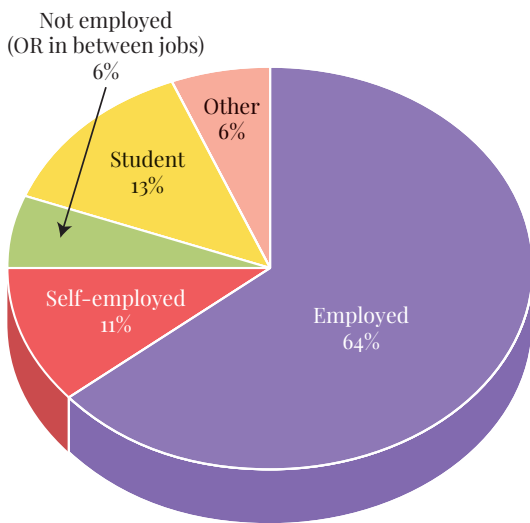
Tabulation 5 - District distribution

District	Respondents	Percentage
Matale	29	3%
Kandy	95	9%
Nuwara Eliya	29	3%
Trincomalee	28	3%
Batticaloa	34	3%
Ampara	31	3%
Jaffna	35	3%
Kilinochchi	9	1%
Mannar	8	1%
Mullaitivu	7	1%
Vavuniya	7	1%
Hambantota	58	6%
Matara	50	5%
Galle	57	6%
Gampaha	90	9%
Colombo	184	18%
Kalutara	44	4%
Puttalam	28	3%
Kurunegala	35	3%
Anuradhapura	32	3%
Polonnaruwa	12	1%
Badulla	32	3%
Monaragala	17	2%
Kegalle	22	2%
Ratnapura	39	4%
TOTAL	1012	100%

Out of the total sample respondents of 1012, the highest number of respondents were recorded from the Colombo District which is 18% and there were few Districts with 1% of the sample respondents namely, Kilinochchi, Mannar, Mullaitivu, Vavuniya and Polonnaruwa.

Tabulation 6 - Employment status

Respondents	Employed	Self-employed	Not employed (OR in between jobs)	Student	Other	TOTAL
	647	107	59	135	64	1012
	64%	11%	6%	13%	6%	100%



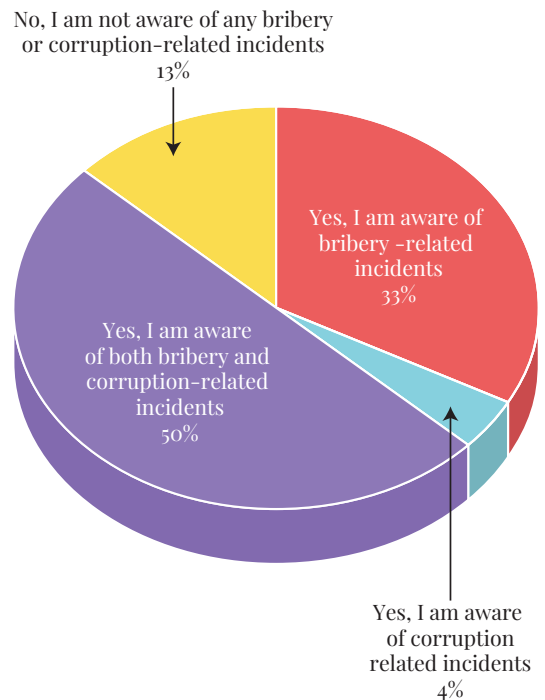
Out of the total sample respondents of 1012, majority of the youth sample were employed which accounted to 64% of the sample respondents. 13% of the sample respondents were students, while 11% were Self-employed individuals. There were 6% of the sample respondents that were Not employed or in between jobs, while the balance 6% were engaged in other activities for employment.

Data analysis of the research questions

The sample size of the survey was identified to be 1012 and below provides the data analysis of the study along with the cross tabulations of the demographic profile of the sample respondents.

Tabulation 7 - Are you aware of any incidents related to bribery or corruption when obtaining public sector services?

Respondents	Respondents	Respondents
Yes, I am aware of bribery - related incidents	336	33%
Yes, I am aware of corruption - related incidents	38	4%
Yes, I am aware of both bribery and corruption - related incidents	509	50%
No, I am not aware of any bribery or corruption - related incidents	129	13%
TOTAL	1012	100%



Out of the total sample respondents of 1012, majority of the respondents which accounts to 50% stated that “Yes, I am aware of both bribery and corruption-related incidents”. Further going along the same lines, 33% stated that “Yes, I am aware of bribery-related incidents” and 4% stated that “Yes, I am aware of corruption-related incidents”. However, a percentage of 13% from the total sample size stated that “No, I am not aware of any bribery or corruption-related incidents”.

Tabulation 8 - Are you aware of any incidents related to bribery or corruption when obtaining public sector services? – Age crosstabulation

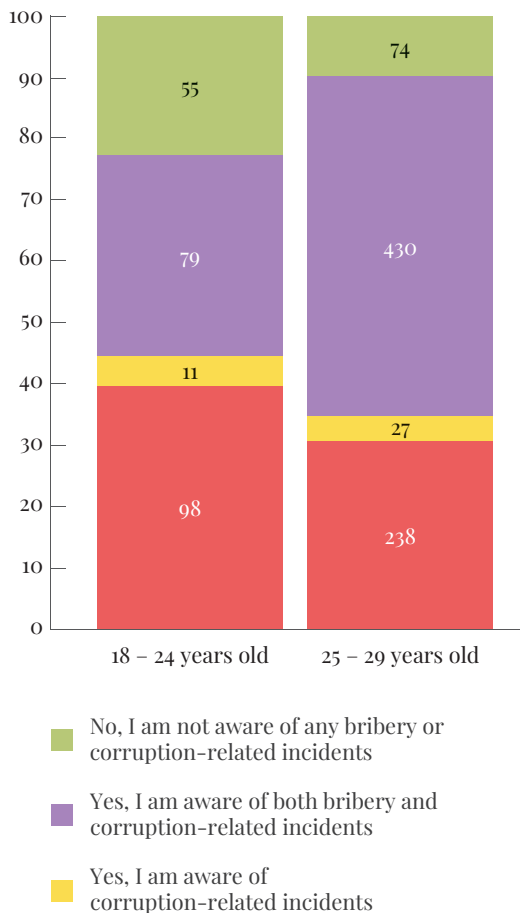
Respondents	18 – 24 years old		25 – 29 years old	
Yes, I am aware of bribery - related incidents	98	40%	238	31%
Yes, I am aware of corruption - related incidents	11	5%	27	4%
Yes, I am aware of both bribery and corruption - related incidents	79	33%	430	56%
No, I am not aware of any bribery or corruption - related incidents	55	23%	74	10%
TOTAL	243	100%	769	100%

Out of the total sample respondents of 1012, when looking at the age crosstabulation of the question, majority of the 18 – 24 years old which accounts to 40% stated that “Yes, I am aware of bribery-related incidents” and 33% stated that “Yes, I am aware of both bribery and corruption-related incidents”. However only 5% stated that “Yes, I am aware of corruption-related incidents”.

When moving on to the 25 – 29 years old sample from the total respondents, majority of the respondents which accounts to 56% stated that “Yes, I am aware of both bribery and corruption-related incidents” and the lowest percentage accounts to 4% which respondents replied with “Yes, I am aware of corruption-related incidents”.

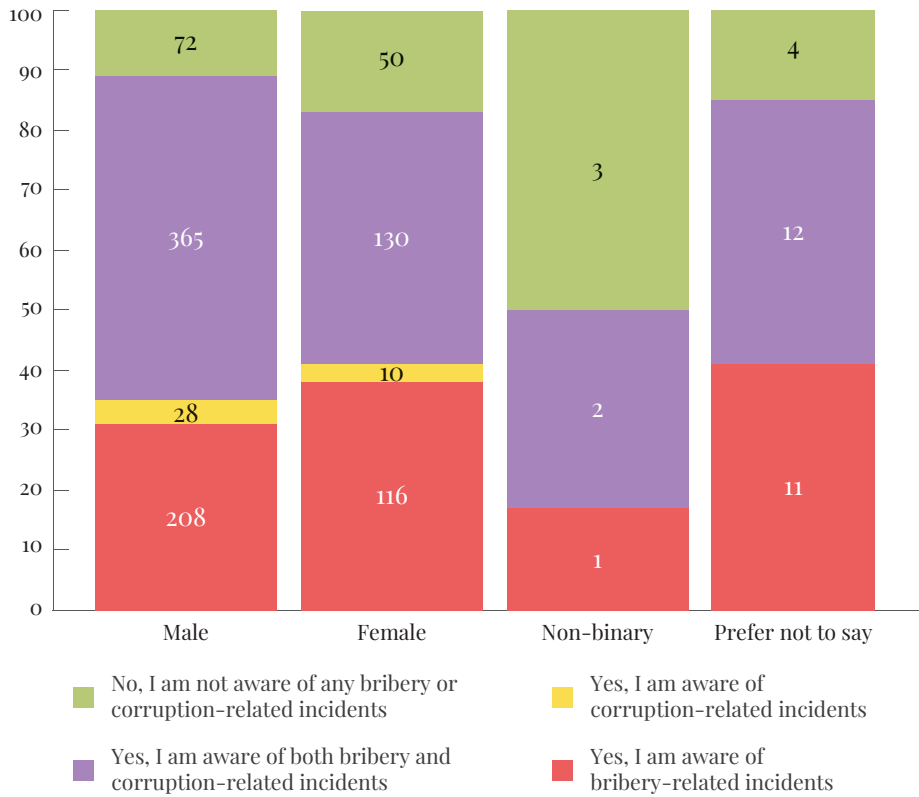
23% and 10% respectively in the age categories of 18 – 24 years old and 25 – 29 years old stated that “No, I am not aware of any bribery or corruption-related incidents”.

Based on the presented data majority of the individuals in the age category of 18 – 24 years old stated that they were aware of bribery-related incidents when obtaining public sector services and majority of the individuals in the age category of 25 – 29 years old stated that they were aware of both bribery and corruption-related incidents when obtaining public sector services.



Tabulation 9 - Are you aware of any incidents related to bribery or corruption when obtaining public sector services? – Sex crosstabulation

Respondents	Male	Female	Non-binary	Prefer not to say
Yes, I am aware of bribery - related incidents	208 31%	116 38%	1 17%	11 41%
Yes, I am aware of corruption - related incidents	28 4%	10 3%	- 0%	- 0%
Yes, I am aware of both bribery and corruption - related incidents	365 54%	130 42%	2 33%	12 44%
No, I am not aware of any bribery or corruption - related incidents	72 11%	50 16%	3 50%	4 15%
TOTAL	673 100%	306 100%	6 100%	27 100%



Out of the total sample respondents of 1012, when looking at the sex crosstabulation of the question, majority of males and females stated that “Yes, I am aware of both bribery and corruption-related incidents”, which accounts to 54% and 42% respectively. However, 11% and 16% respectively from males and females stated that “No, I am not aware of any bribery or corruption-related incidents”.

Based on the presented data majority of both male and female individuals stated that they were aware of both bribery and corruption-related incidents when obtaining public sector services.

Tabulation 10 - Are you aware of any incidents related to bribery or corruption when obtaining public sector services? – Province crosstabulation

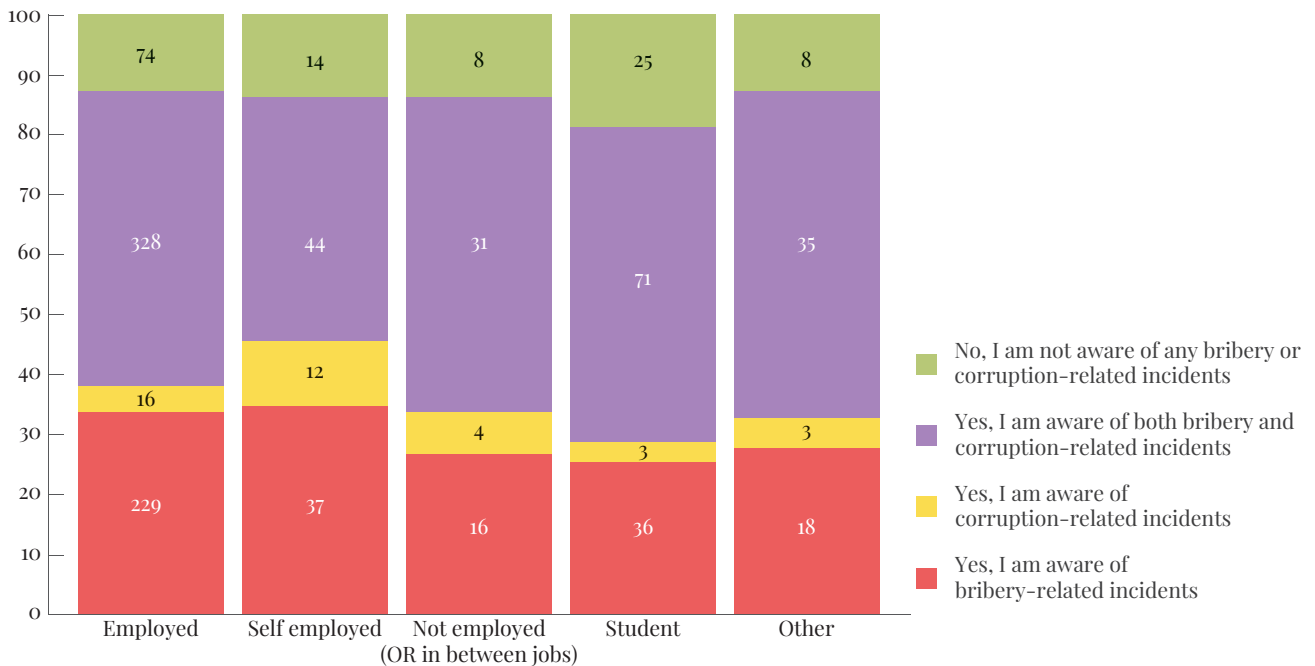
Province	Yes, I am aware of bribery-related incidents		Yes, I am aware of corruption-related incidents		Yes, I am aware of both bribery and corruption-related incidents		No, I am not aware of any bribery or corruption-related incidents	
	Count	Percentage	Count	Percentage	Count	Percentage	Count	Percentage
Central Province	62	18%	4	11%	57	11%	30	23%
Eastern Province	26	8%	9	24%	51	10%	7	5%
Northern Province	19	6%	3	8%	43	8%	1	1%
Southern Province	62	18%	7	18%	56	11%	40	31%
Western Province	102	30%	12	32%	173	34%	31	24%
North Western Province	19	6%	-	0%	36	7%	8	6%
North Central Province	14	4%	1	3%	23	5%	6	5%
Uva Province	11	3%	1	3%	35	7%	2	2%
Sabaragamuwa Province	21	6%	1	3%	35	7%	4	3%
TOTAL	336	100%	38	100%	509	100%	129	100%



Based on the presented data Western Province recorded the highest percentage of individuals who were aware of both bribery and corruption-related incidents when obtaining public sector services.

Tabulation 11 - Are you aware of any incidents related to bribery or corruption when obtaining public sector services? - Employment status crosstabulation

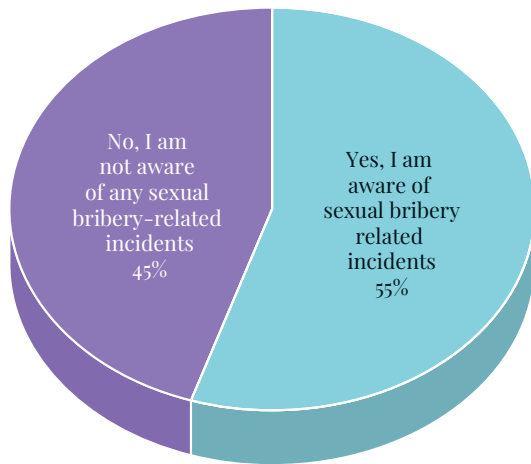
Respondents	Employed		Self-employed		Not employed (OR in between jobs)		Student		Other	
Yes, I am aware of bribery - related incidents	229	35%	37	35%	16	27%	36	27%	18	28%
Yes, I am aware of corruption - related incidents	16	2%	12	11%	4	7%	3	2%	3	5%
Yes, I am aware of both bribery and corruption - related incidents	328	51%	44	41%	31	53%	71	53%	35	55%
No, I am not aware of any bribery or corruption - related incidents	74	11%	14	13%	8	14%	25	19%	8	13%
TOTAL	647	100%	107	100%	59	100%	135	100%	64	100%



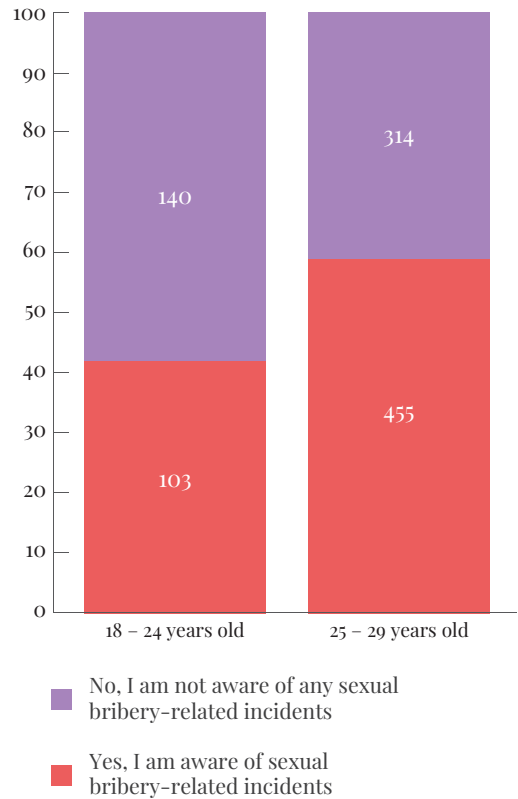
Tabulation 12 - Are you aware of any incidents related to sexual bribery when obtaining public sector services?

Based on the presented data majority of the individuals in all the employments categories (Employed and Self-employed), Not employed (OR in between jobs) and Student stated that they were aware of both bribery and corruption-related incidents when obtaining public sector services.

Respondents	Respondents	Respondents
Yes, I am aware of sexual bribery-related incidents	558	55%
No, I am not aware of any sexual bribery-related incidents	454	45%
TOTAL	1012	100%



Out of the total sample respondents of 1012, majority of the respondents which accounted to 55% stated “Yes, I am aware of sexual bribery-related incidents” and the balance respondents of 45% stated that “No, I am not aware of any sexual bribery-related incidents”.



Tabulation 13 - Are you aware of any incidents related to sexual bribery when obtaining public sector services? – Age crosstabulation

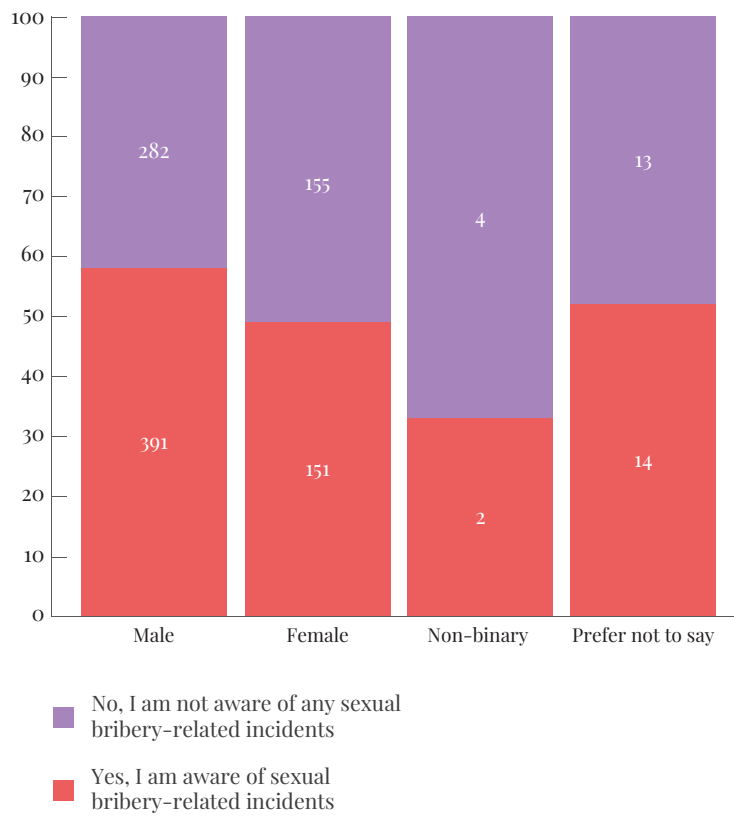
Respondents	18 – 24 years old		25 – 29 years old	
	Count	Percentage	Count	Percentage
Yes, I am aware of sexual bribery-related incidents	103	42%	455	59%
No, I am not aware of any sexual bribery-related incidents	140	58%	314	41%
TOTAL	243	100%	769	100%

Out of the total sample respondents of 1012, when looking at the age crosstabulation of the question, majority of the respondents in the 18 – 24 years old category which accounts to 58% stated that “No, I am not aware of any sexual bribery-related incidents” however majority of the respondents in the 25 – 29 years old category which account to 59% stated that “Yes, I am aware of sexual bribery-related incidents”.

Based on the presented data majority of the individuals in the age category of 18 – 24 years old stated that they were not aware of any sexual bribery-related incidents when obtaining public sector services. However, when it come to the age category of 25 – 29 years old majority of the individuals stated that they were aware of sexual bribery-related incidents when obtaining public sector services.

Tabulation 14 - Are you aware of any incidents related to bribery or corruption when obtaining public sector services? - Sex crosstabulation

Respondents	Male		Female		Non-binary		Prefer not to say	
Yes, I am aware of sexual bribery-related incidents	391	58%	151	49%	2	33%	14	52%
No, I am not aware of any sexual bribery-related incidents	282	42%	155	51%	4	67%	13	48%
TOTAL	673	100%	306	100%	6	100%	27	100%

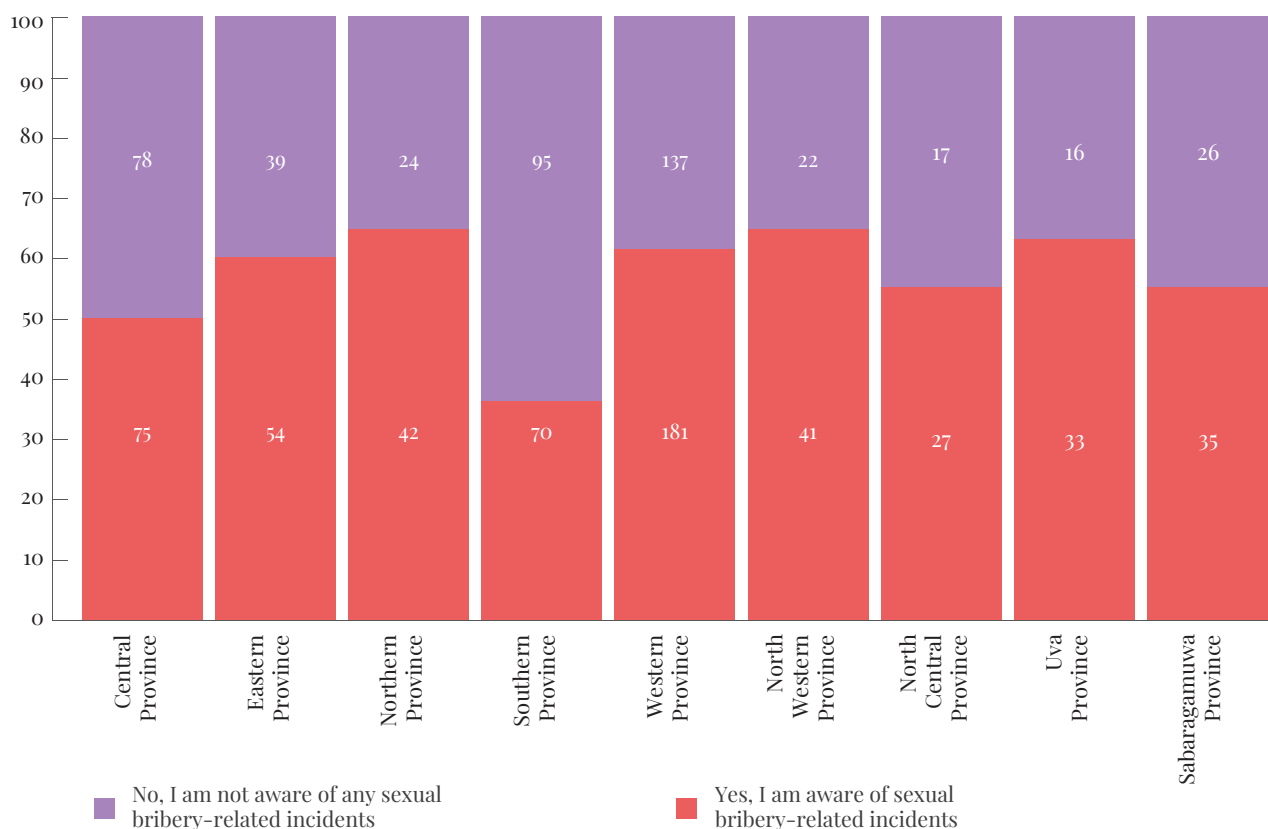


Out of the total sample respondents of 1012, when looking at the sex crosstabulation of the question, when considering males majority of the respondents which account to 58% stated that “Yes, I am aware of sexual bribery-related incidents” and with a close call 49% of the female respondent stated that “Yes, I am aware of sexual bribery-related incidents”.

Based on the presented data majority of the male individuals stated that they were aware of sexual bribery-related incidents when obtaining public sector services. However, when it come to the female individual’s majority of them stated that they were not aware of any sexual bribery-related incidents when obtaining public sector services.

Tabulation 15 - Are you aware of any incidents related to sexual bribery when obtaining public sector services? – Province crosstabulation

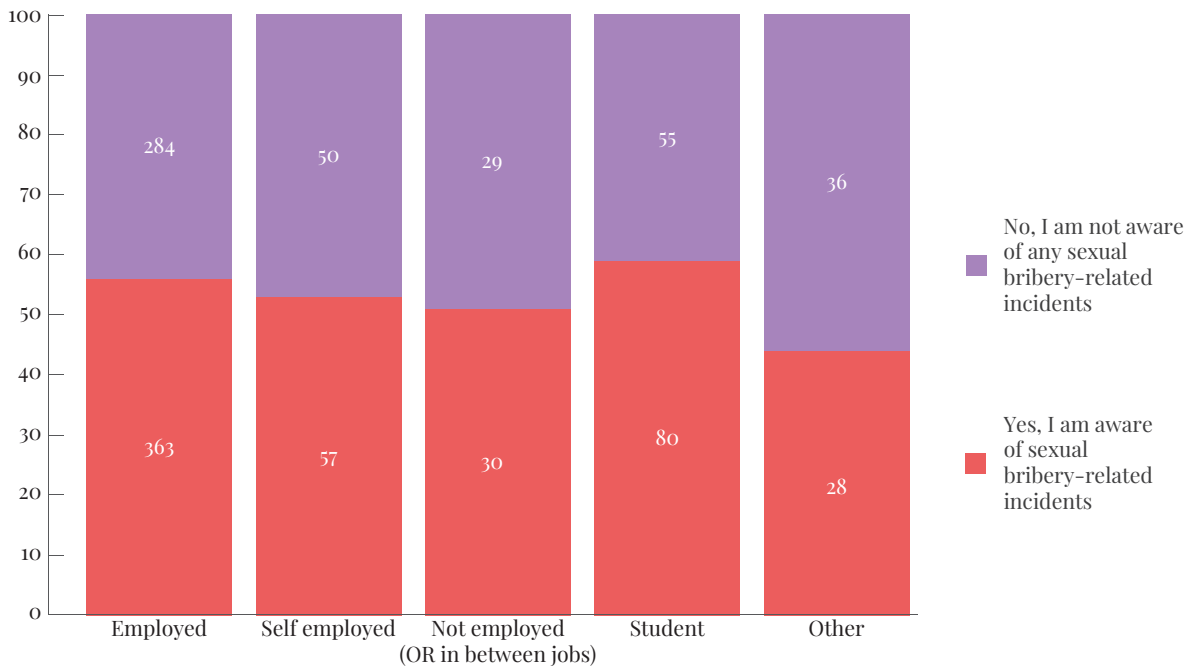
Province	Yes, I am aware of bribery-related incidents		No, I am not aware of any bribery or corruption-related incidents	
Central Province	75	13%	78	17%
Eastern Province	54	10%	39	9%
Northern Province	42	8%	24	5%
Southern Province	70	13%	95	21%
Western Province	181	32%	137	30%
North Western Province	41	7%	22	5%
North Central Province	27	5%	17	4%
Uva Province	33	6%	16	4%
Sabaragamuwa Province	35	6%	26	6%
TOTAL	558	100%	454	100%



Based on the presented data Western Province recorded the highest percentage of individuals who were aware of any incidents related to sexual bribery when obtaining public sector services

Tabulation 16 - Are you aware of any incidents related to sexual bribery when obtaining public sector services? – Employment status crosstabulation

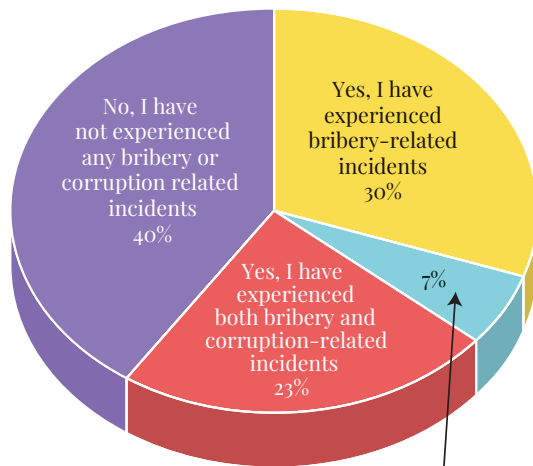
Respondents	Employed		Self-employed		Not employed (OR in between jobs)		Student		Other	
Yes, I am aware of sexual bribery-related incidents	363	56%	57	53%	30	51%	80	59%	28	44%
No, I am not aware of any sexual bribery-related incidents	284	44%	50	47%	29	49%	55	41%	36	56%
TOTAL	647	100%	107	100%	59	100%	135	100%	64	100%



Based on the presented data Western Province recorded the highest percentage of individuals who were aware of any incidents related to sexual bribery when obtaining public sector services

Tabulation 17 - Have you experienced any incidents of bribery or corruption when obtaining public sector services?

Respondents	Respondents
Yes, I have experienced bribery-related incidents	305 30%
Yes, I have experienced corruption-related incidents	65 6%
Yes, I have experienced both bribery and corruption-related incidents	237 23%
No, I have not experienced any bribery or corruption-related incidents	405 40%
TOTAL	1012 100%



Yes, I have experienced corruption-related incidents

Out of the total sample respondents of 1012, majority of the respondents which accounts to 40% of the sample stated that “No, I have not experienced any bribery or corruption-related incidents”. However, 30% of the total sample stated that “Yes, I have experienced bribery-related incidents” and 23% stated that “Yes, I have experienced both bribery and corruption-related incidents”. The balance of 6% stated that “Yes, I have experienced corruption-related incidents”.

Tabulation 18 - Have you experienced any incidents of bribery or corruption when obtaining public sector services? - Age crosstabulation

Respondents	18 – 24 years old		25 – 29 years old	
	Count	Percentage	Count	Percentage
Yes, I have experienced bribery - related incidents	60	25%	245	32%
Yes, I have experienced corruption - related incidents	12	5%	53	7%
Yes, I have experienced both bribery and corruption - related incidents	31	13%	206	27%
No, I have not experienced any bribery or corruption - related incidents	140	58%	265	34%
TOTAL	243	100%	769	100%

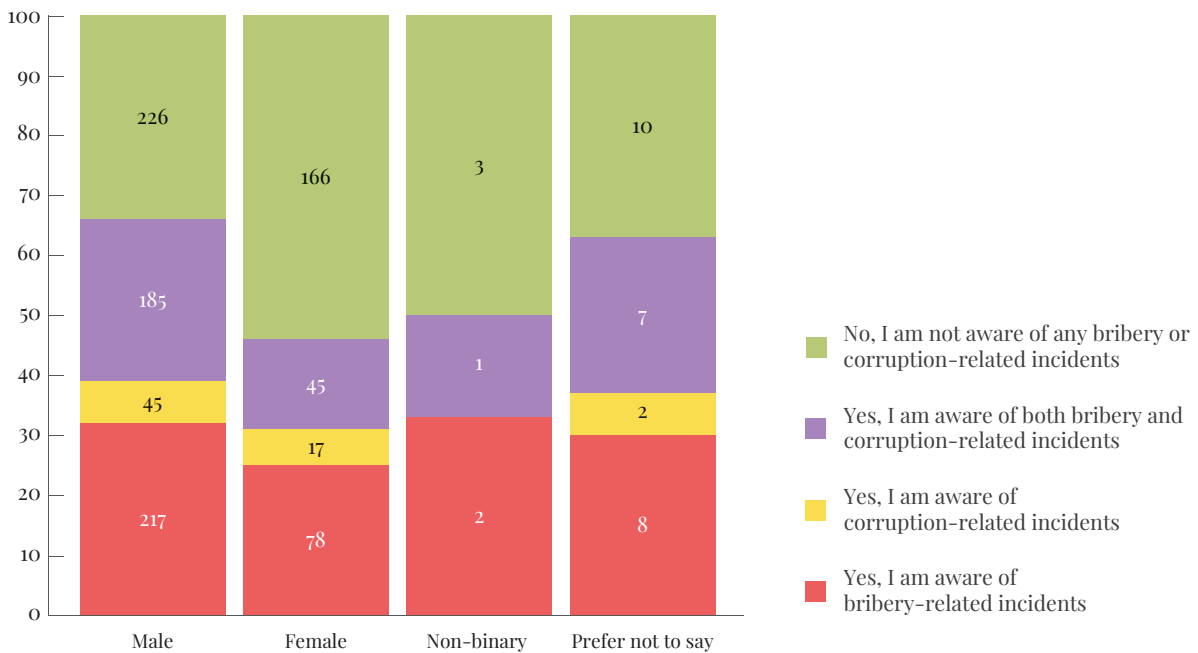


Out of the total sample respondents of 1012, when looking at the age crosstabulation of the question, both categories of 18 – 24 years old and 25 – 29 years old stated that majority of the respondents in these categories which accounts to 58% and 34% stated that “No, I have not experienced any bribery or corruption-related incidents”. Both categories represent 25% and 32% respectively in 18 – 24 years old and 25 – 29 years old which states “Yes, I have experienced bribery-related incidents”.

Based on the presented data majority of the individuals in both the age category of 18 – 24 years old and 25 – 29 years old stated that they have not experienced any bribery or corruption-related incidents when obtaining public sector services.

Tabulation 19 - Have you experienced any incidents of bribery or corruption when obtaining public sector services? - Sex crosstabulation

Respondents	Male		Female		Non-binary		Prefer not to say	
	Count	Percentage	Count	Percentage	Count	Percentage	Count	Percentage
Yes, I have experienced bribery - related incidents	217	32%	78	25%	2	33%	8	30%
Yes, I have experienced corruption - related incidents	45	7%	17	6%	1	17%	2	7%
Yes, I have experienced both bribery and corruption - related incidents	185	27%	45	15%	-	0%	7	26%
No, I have not experienced any bribery or corruption - related incidents	226	34%	166	54%	3	50%	10	37%
TOTAL	673	100%	306	100%	6	100%	27	100%



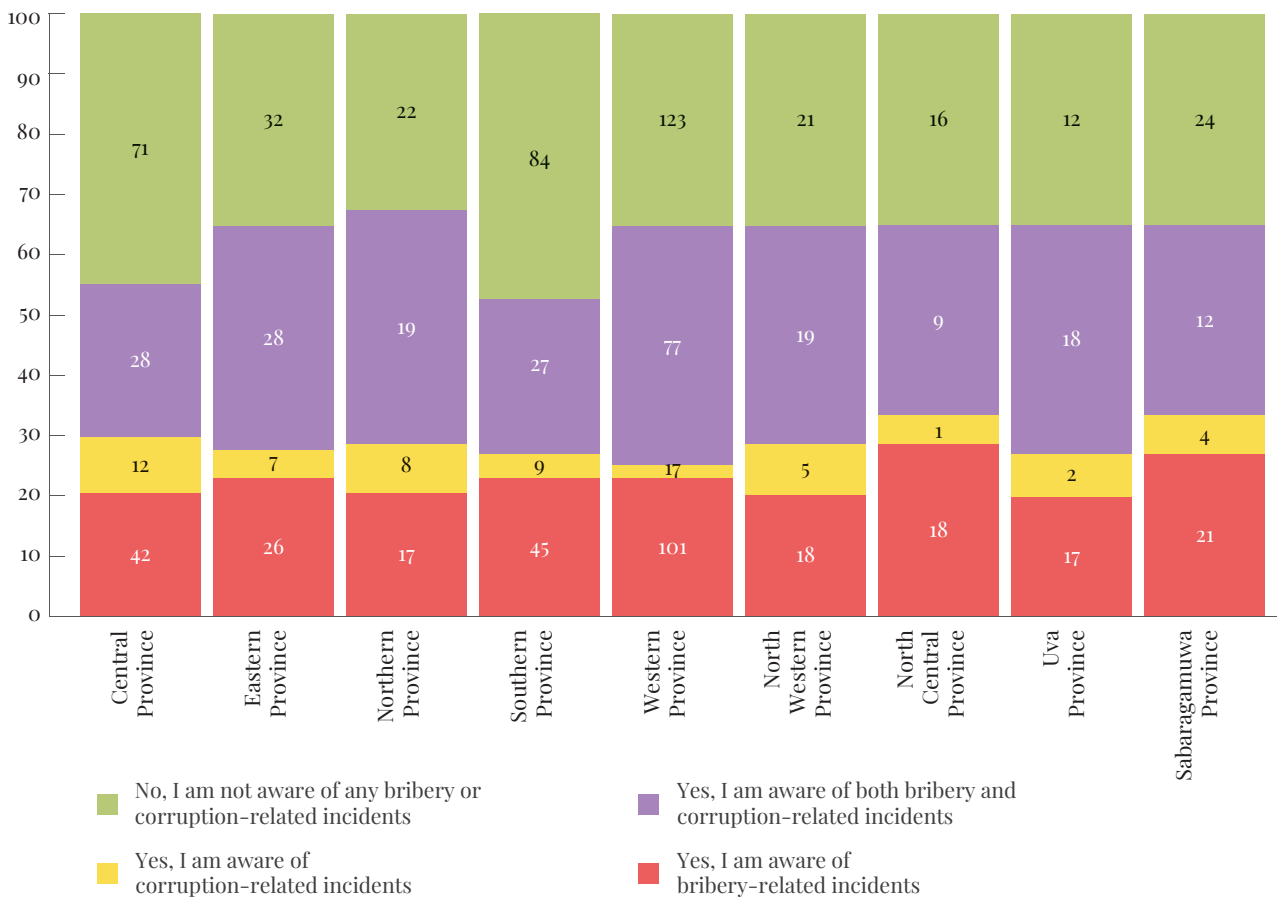
Out of the total sample respondents of 1012, when looking at the sex crosstabulation of the question, majority of the male respondents which accounts to 34% and majority of the female respondents which account to 54% stated that “No, I have not experienced any bribery or corruption-related incidents”. As the next best alternative both males and females

respectively which account to 32% and 25% stated that “Yes, I have experienced bribery-related incidents”.

Based on the presented data majority of the male and the female individuals stated that they have not experienced any bribery or corruption-related incidents when obtaining public sector services.

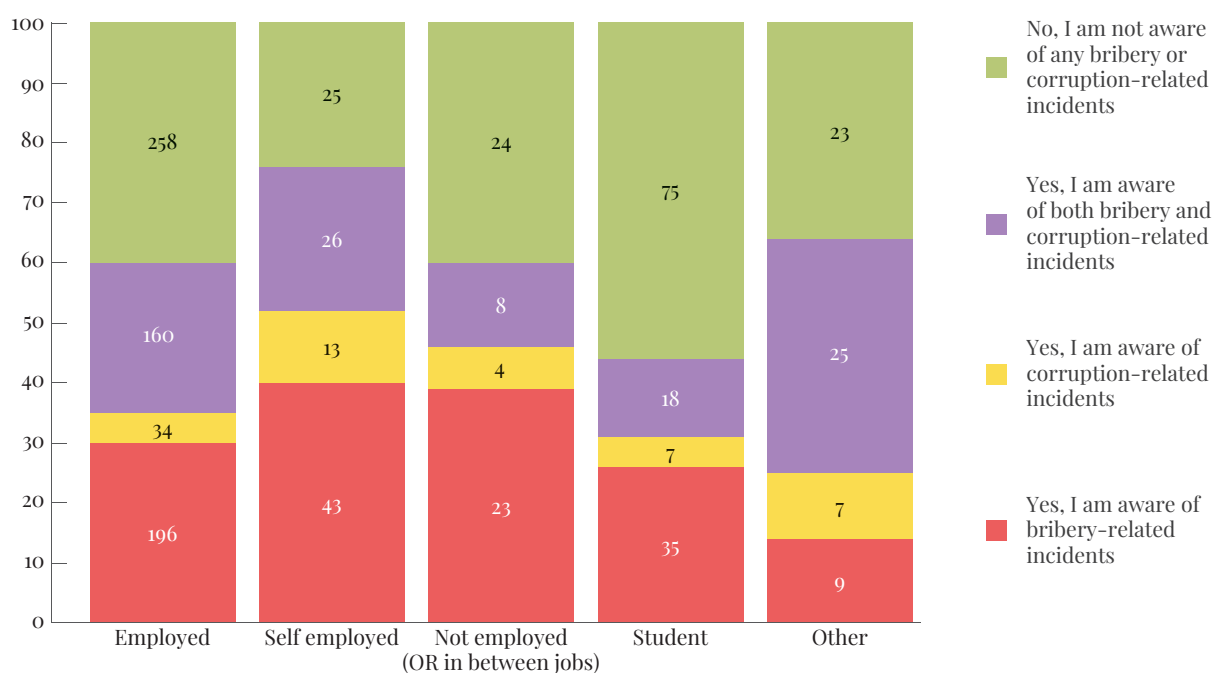
Tabulation 20 - Have you experienced any incidents of bribery or corruption when obtaining public sector services? – Province crosstabulation

Province	Yes, I am aware of bribery-related incidents		Yes, I am aware of corruption-related incidents		Yes, I am aware of both bribery and corruption-related incidents		No, I am not aware of any bribery or corruption-related incidents	
	Count	Percentage	Count	Percentage	Count	Percentage	Count	Percentage
Central Province	42	14%	12	18%	28	12%	71	18%
Eastern Province	26	9%	7	11%	28	12%	32	8%
Northern Province	17	6%	8	12%	19	8%	22	5%
Southern Province	45	15%	9	14%	27	11%	84	21%
Western Province	101	33%	17	26%	77	32%	123	30%
North Western Province	18	6%	5	8%	19	8%	21	5%
North Central Province	18	6%	1	2%	9	4%	16	4%
Uva Province	17	6%	2	3%	18	8%	12	3%
Sabaragamuwa Province	21	7%	4	6%	12	5%	24	6%
TOTAL	305	100%	65	100%	237	100%	405	100%



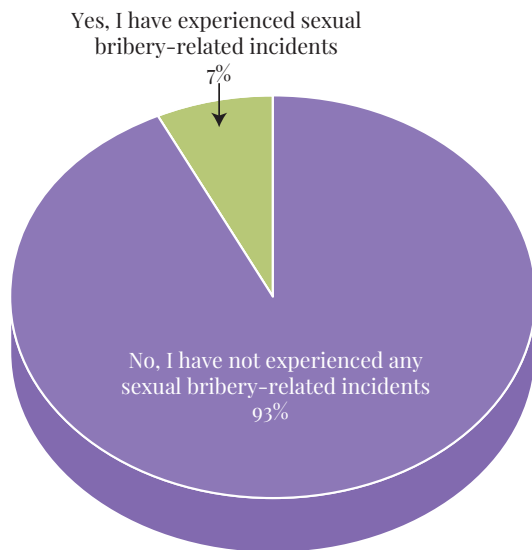
Tabulation 21 - Have you experienced any incidents of bribery or corruption when obtaining public sector services? - Employment status crosstabulation

Respondents	Employed		Self-employed		Not employed (OR in between jobs)		Student		Other	
Yes, I have experienced bribery-related incidents	195	30%	43	40%	23	39%	35	26%	9	14%
Yes, I have experienced corruption-related incidents	34	5%	13	12%	4	7%	7	5%	7	11%
Yes, I have experienced both bribery and corruption-related incidents	160	25%	26	24%	8	14%	18	13%	25	39%
No, I have not experienced any bribery or corruption-related incidents	258	40%	25	23%	24	41%	75	56%	23	36%
TOTAL	647	100%	107	100%	59	100%	135	100%	64	100%



Tabulation 22 - Have you experienced any incidents of sexual bribery when obtaining public sector services?

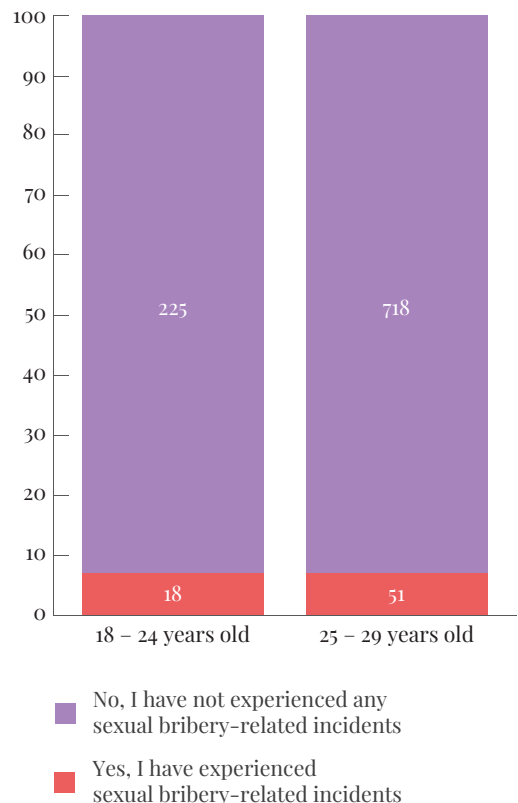
Respondents	Respondents
Yes, I have experienced sexual bribery-related incidents	69 7%
No, I have not experienced any sexual bribery-related incidents	943 93%
TOTAL	1012 100%



Out of the total sample respondents of 1012, majority of the respondents which accounted to 93% stated that “No, I have not experienced any sexual bribery-related incidents” and the remaining 7% stated that “Yes, I have experienced sexual bribery-related incidents”.

Tabulation 23 - Have you experienced any incidents of sexual bribery when obtaining public sector services? - Age crosstabulation

Respondents	18 – 24 years old		25 – 29 years old	
	Count	Percentage	Count	Percentage
Yes, I have experienced sexual bribery-related incidents	18	7%	51	7%
No, I have not experienced any sexual bribery-related incidents	225	93%	718	93%
TOTAL	243	100%	769	100%

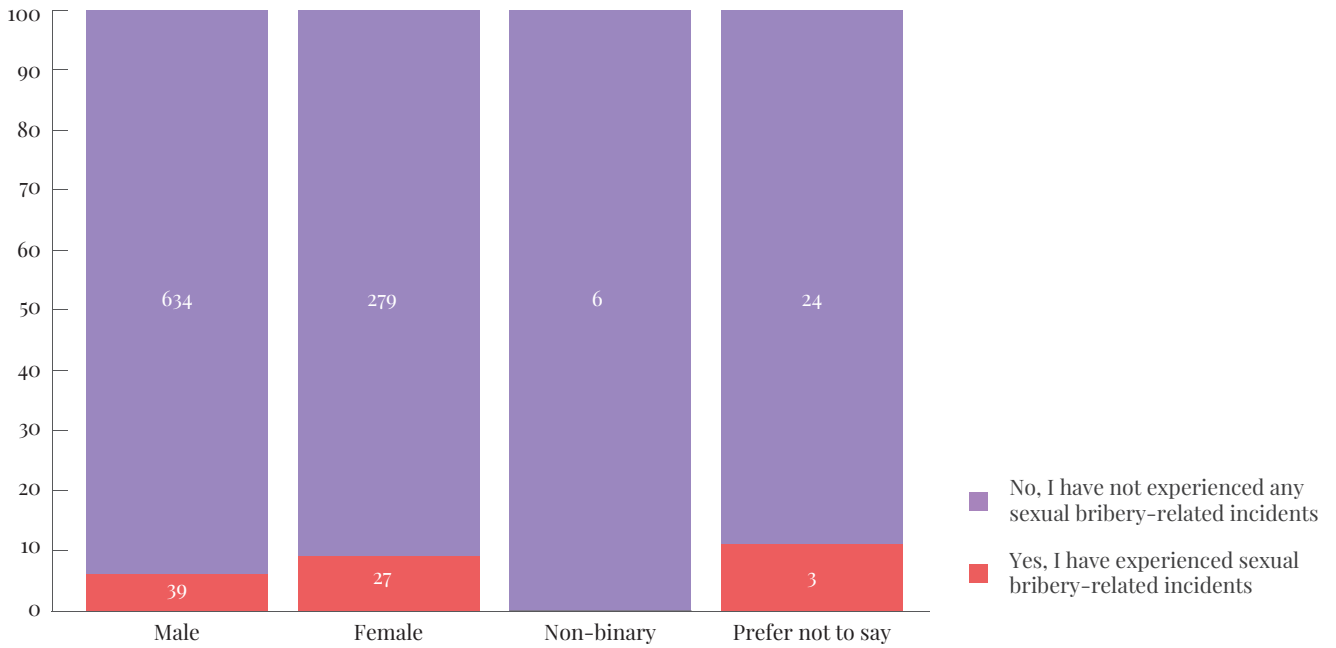


Out of the total sample respondents of 1012, when looking at the age crosstabulation of the question, both of the age categorizations of 18 – 24 years old and 25 – 29 years old majority respondents which accounted to 93% stated that “No, I have not experienced any sexual bribery-related incidents” and the balance 7% of both the age categorise stated that “Yes, I have experienced sexual bribery-related incidents”.

Based on the presented data majority of the individuals in both the age category of 18 – 24 years old and 25 – 29 years old stated that they have not experienced any sexual bribery-related incidents when obtaining public sector services.

**Tabulation 24 - Have you experienced any incidents of sexual bribery when obtaining public sector services?
- Sex crosstabulation**

Respondents	Male		Female		Non-binary		Prefer not to say	
Yes, I have experienced sexual bribery-related incidents	39	6%	27	9%	-	0%	3	11%
No, I have not experienced any sexual bribery-related incidents	634	94%	279	91%	6	100%	24	89%
TOTAL	673	100%	306	100%	6	100%	27	100%

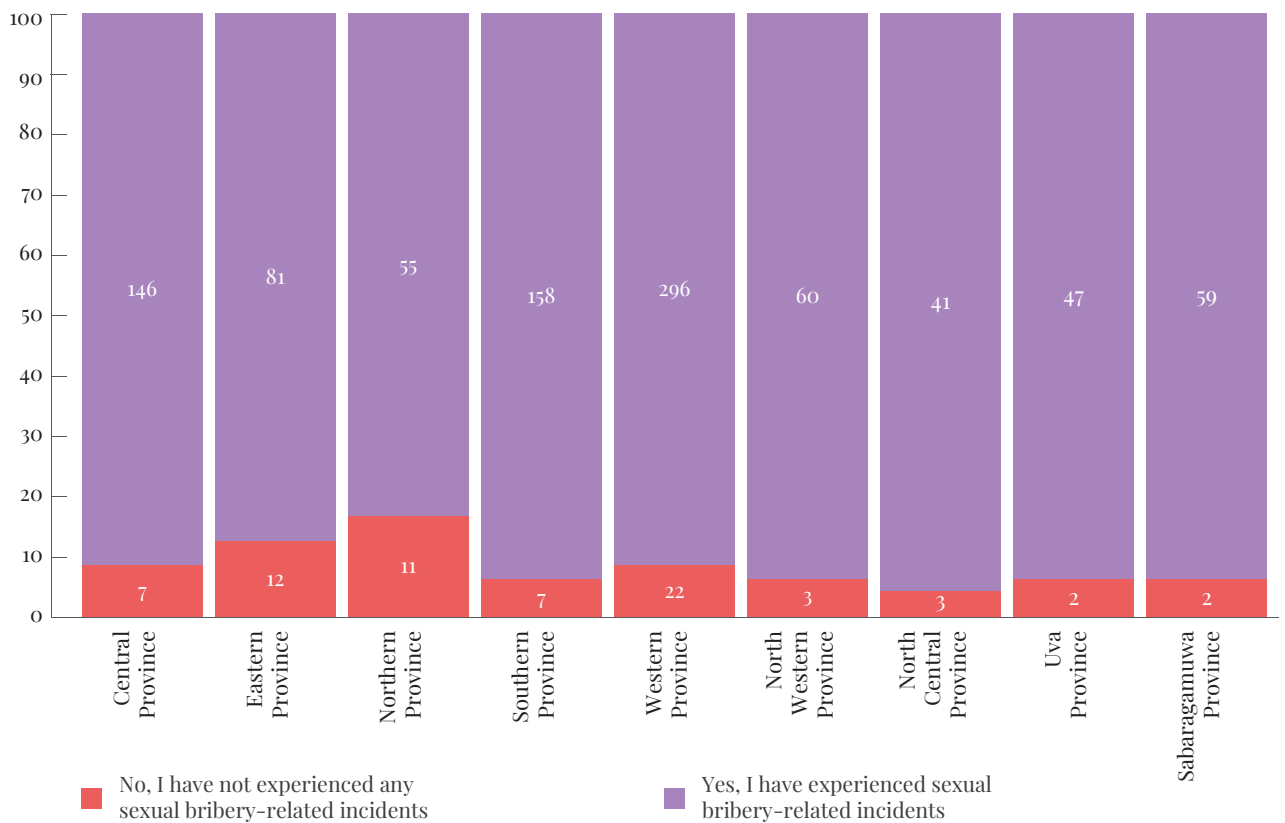


Out of the total sample respondents of 1012, when looking at the sex crosstabulation of the question, going in a similar pattern to the above, majority of the male respondents which account to 94% and majority of the female respondents which account to 91% stated that “No, I have not experienced any sexual bribery-related incidents”.

Based on the presented data male and the female individuals stated that they have not experienced any sexual bribery-related incidents when obtaining public sector services.

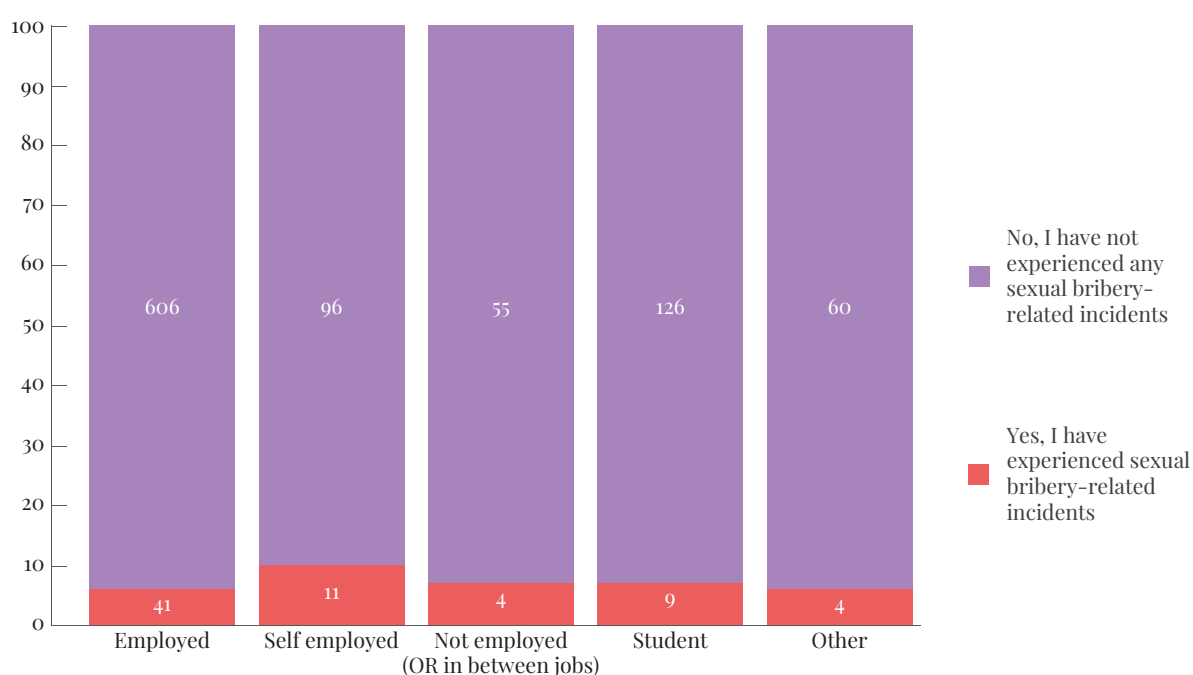
Tabulation 25 - Have you experienced any incidents of sexual bribery when obtaining public sector services? - Province crossstabulation

Province	Yes, I am aware of bribery-related incidents		No, I am not aware of any bribery or corruption-related incidents	
Central Province	7	10%	146	15%
Eastern Province	12	17%	81	9%
Northern Province	11	16%	55	6%
Southern Province	7	10%	158	17%
Western Province	22	32%	296	31%
North Western Province	3	4%	60	6%
North Central Province	3	4%	41	4%
Uva Province	2	3%	47	5%
Sabaragamuwa Province	2	3%	59	6%
TOTAL	69	100%	943	100%



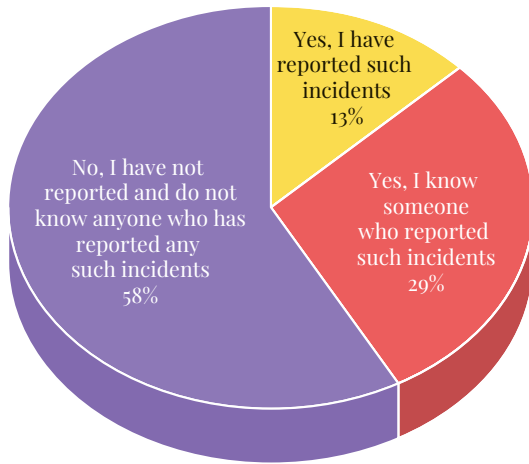
Tabulation 26 - Have you experienced any incidents of sexual bribery when obtaining public sector services? - Employment status crosstabulation

Respondents	Employed		Self-employed		Not employed (OR in between jobs)		Student		Other	
Yes, I have experienced sexual bribery - related incidents	41	6%	11	10%	4	7%	9	7%	4	6%
No, I have not experienced any sexual bribery - related incidents	606	94%	96	90%	55	93%	126	93%	60	94%
TOTAL	647	100%	107	100%	59	100%	135	100%	64	100%



Tabulation 27 - Have you reported or know anyone who has reported any incidents related to bribery, corruption, or sexual bribery when obtaining public sector services?

Respondents	Respondents
Yes, I have reported such incidents	132 13%
Yes, I know someone who reported such incidents	293 29%
No, I have not reported and do not know anyone who has reported any such incidents	587 58%
TOTAL	1012 100%



Out of the total sample respondents of 1012, majority of the respondents which accounts to 58% of the sample responded with “No, I have not reported and do not know anyone who has reported any such incidents”. However, 13% of the respondents stated that “Yes, I have reported such incidents” and 29% stated “Yes, I know someone who reported such incidents”.



- No, I have not reported and do not know anyone who has reported any such incidents
- Yes, I know someone who reported such incidents
- Yes, I have reported such incidents

Tabulation 28 - Have you reported or know anyone who has reported any incidents related to bribery, corruption, or sexual bribery when obtaining public sector services? - Age crosstabulation

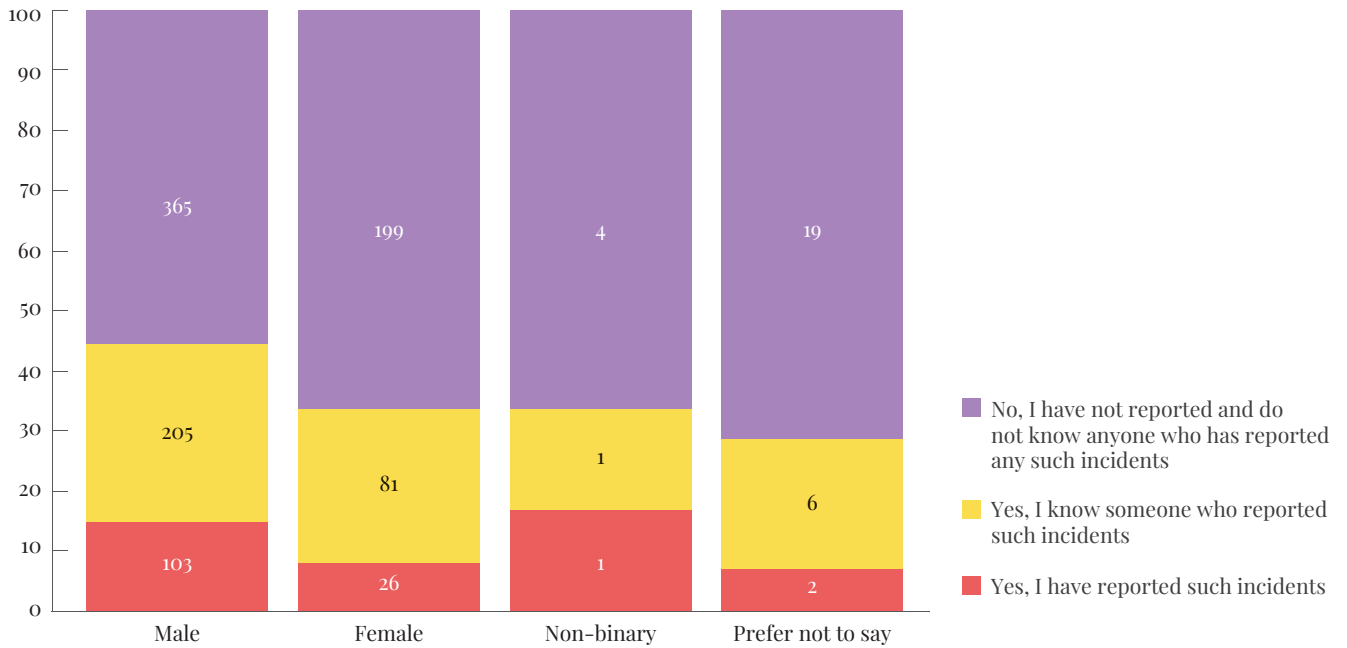
Respondents	18 – 24 years old		25 – 29 years old	
Yes, I have reported such incidents	19	8%	113	15%
Yes, I know someone who reported such incidents	53	22%	240	31%
No, I have not reported and do not know anyone who has reported any such incidents	171	70%	416	54%
TOTAL	243	100%	769	100%

Out of the total sample respondents of 1012, when looking at the age crosstabulation of the question, both age categories of 18 – 24 years old and 25 – 29 years old majority sample which accounts for 70% and 54% stated that “No, I have not reported and do not know anyone who has reported any such incidents”. Similarly, 22% and 31% of the age categories of 18 – 24 years old and 25 – 29 years old respectively stated that “Yes, I know someone who reported such incidents”.

Based on the presented data majority of the individuals in both the age category of 18 – 24 years old and 25 – 29 years old stated that they have not reported and do not know anyone who has reported any incidents related to bribery, corruption, or sexual bribery when obtaining public sector services.

Tabulation 29 - Have you reported or know anyone who has reported any incidents related to bribery, corruption, or sexual bribery when obtaining public sector services? - Sex crosstabulation

Respondents	Male		Female		Non-binary		Prefer not to say	
	Count	Percentage	Count	Percentage	Count	Percentage	Count	Percentage
Yes, I have reported such incidents	103	15%	26	8%	1	17%	2	7%
Yes, I know someone who reported such incidents	205	30%	81	26%	1	17%	6	22%
No, I have not reported and do not know anyone who has reported any such incidents	365	54%	199	65%	4	67%	19	70%
TOTAL	673	100%	306	100%	6	100%	27	100%

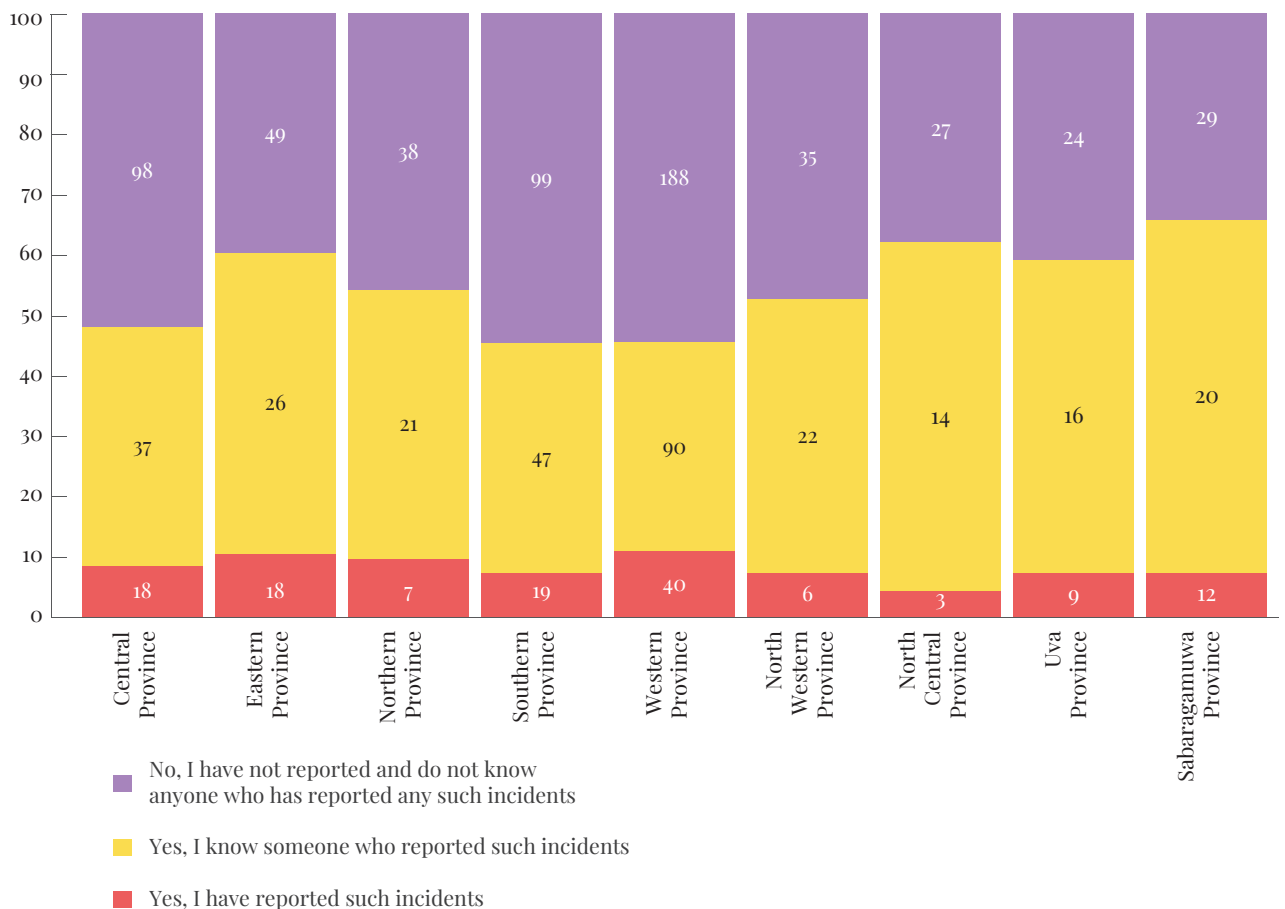


Out of the total sample respondents of 1012, when looking at the sex crosstabulation of the question, majority of the males which accounts to 54% and majority of the females which accounts to 65% stated that “No, I have not reported and do not know anyone who has reported any such incidents”.

Based on the presented data majority of both male and the female individuals stated that they have not reported and do not know anyone who has reported any incidents related to bribery, corruption, or sexual bribery when obtaining public sector services.

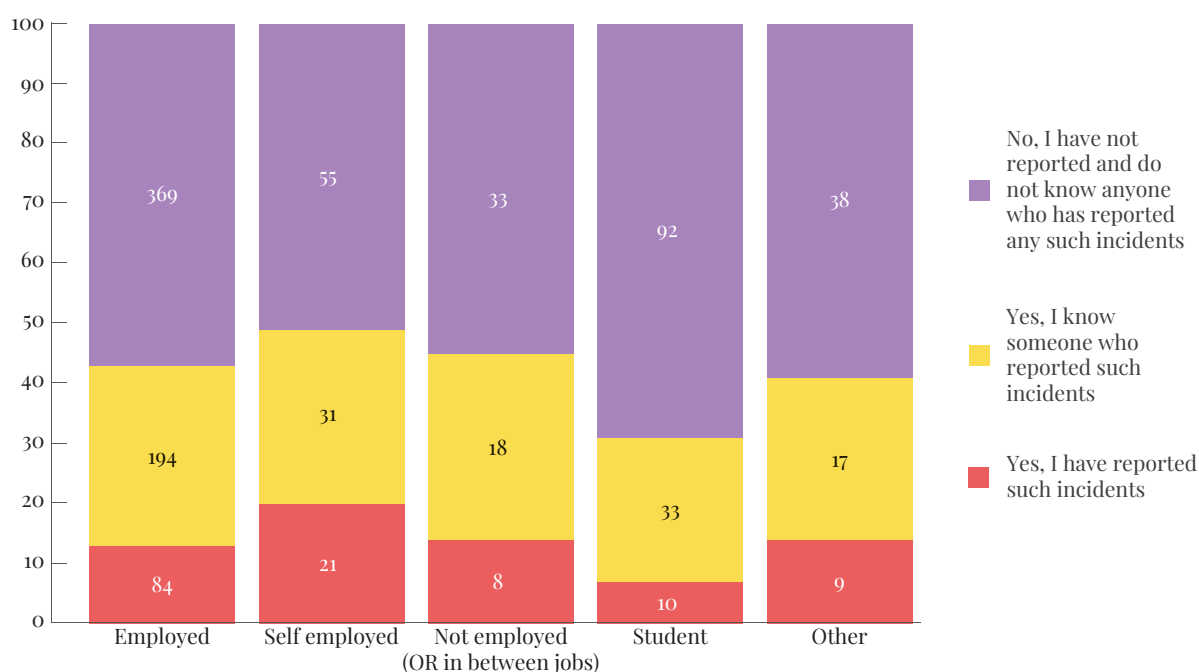
Tabulation 30 - Have you reported or know anyone who has reported any incidents related to bribery, corruption, or sexual bribery when obtaining public sector services? - Province crosstabulation

Province	Yes, I have reported such incidents		Yes, I know someone who reported such incidents		No, I have not reported and do not know anyone who has reported any such incidents	
Central Province	18	14%	37	13%	98	17%
Eastern Province	18	14%	26	9%	49	8%
Northern Province	7	5%	21	7%	38	6%
Southern Province	19	14%	47	16%	99	17%
Western Province	40	30%	90	31%	188	32%
North Western Province	6	5%	22	8%	35	6%
North Central Province	3	2%	14	5%	27	5%
Uva Province	9	7%	16	5%	24	4%
Sabaragamuwa Province	12	9%	20	7%	29	5%
TOTAL	132	100%	293	100%	587	100%



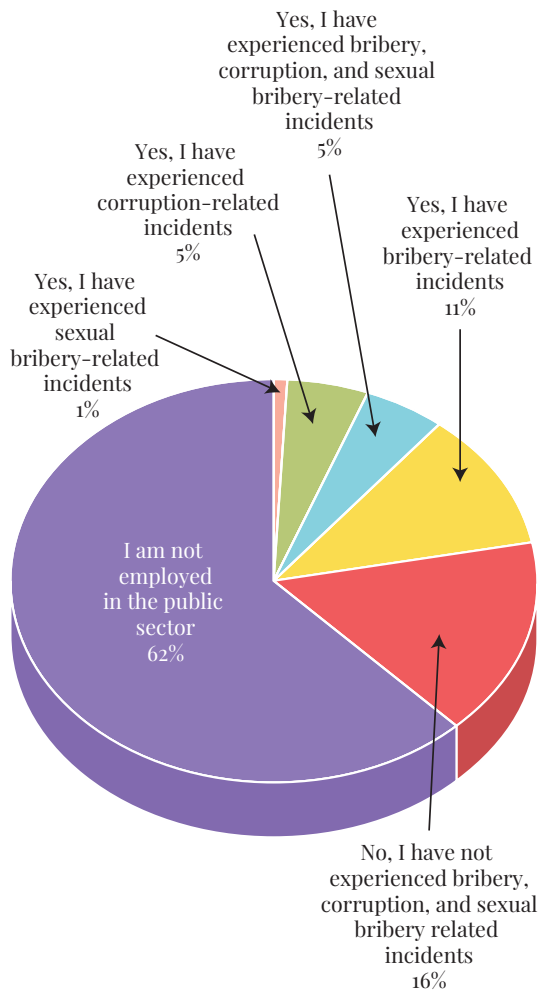
Tabulation 31 - Have you reported or know anyone who has reported any incidents related to bribery, corruption, or sexual bribery when obtaining public sector services? - Employment status crosstabulation

Respondents	Employed		Self-employed		Not employed (OR in between jobs)		Student		Other	
Yes, I have reported such incidents	84	13%	21	20%	8	14%	10	7%	9	14%
Yes, I know someone who reported such incidents	194	30%	31	29%	18	31%	33	24%	17	27%
No, I have not reported and do not know anyone who has reported any such incidents	369	57%	55	51%	33	56%	92	68%	38	59%
TOTAL	647	100%	107	100%	59	100%	135	100%	64	100%



Tabulation 32 - If you are employed in the public sector, have you experienced any incidents related to bribery, corruption, or sexual bribery within your workplace?

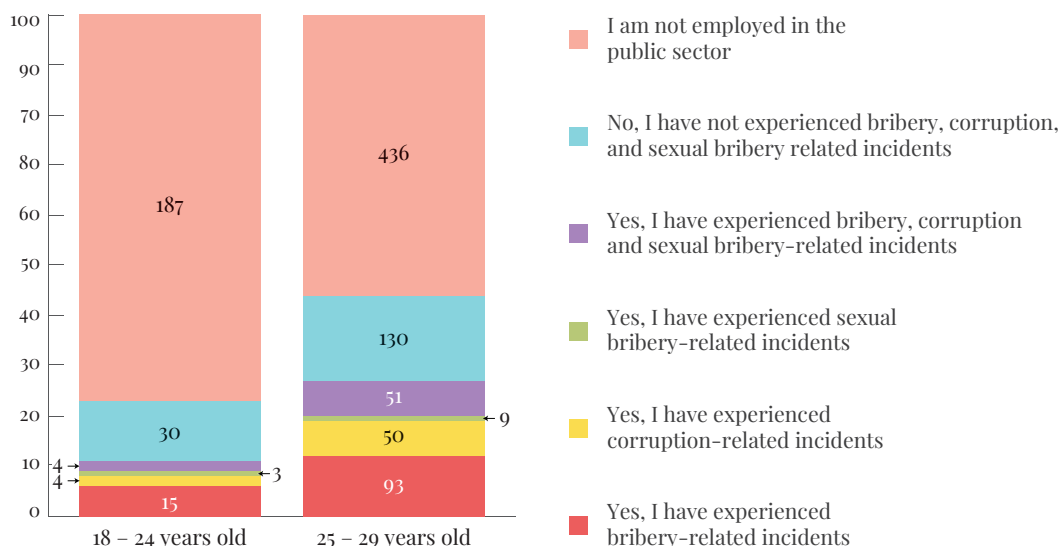
Respondents	Respondents
Yes, I have experienced bribery - related incidents	108 11%
Yes, I have experienced corruption-related incidents	54 5%
Yes, I have experienced sexual bribery-related incidents	12 1%
Yes, I have experienced bribery, corruption, and sexual bribery-related incidents	55 5%
No, I have not experienced bribery, corruption, and sexual bribery related incidents	160 16%
I am not employed in the public sector	623 62%
TOTAL	1012 100%



Tabulation 33 - If you are employed in the public sector, have you experienced any incidents related to bribery, corruption, or sexual bribery within your workplace? - Age crosstabulation

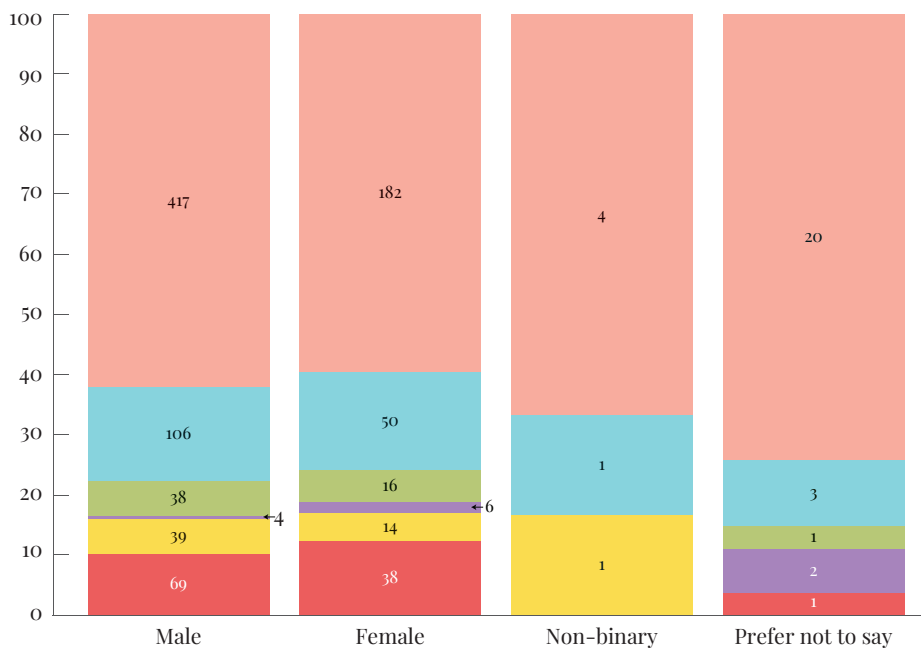
Respondents	18 – 24 years old		25 – 29 years old	
	Count	Percentage	Count	Percentage
Yes, I have experienced bribery-related incidents	15	6%	93	12%
Yes, I have experienced corruption-related incidents	4	2%	50	7%
Yes, I have experienced sexual bribery-related incidents	3	1%	9	1%
Yes, I have experienced bribery, corruption, and sexual bribery-related incidents	4	2%	51	7%
No, I have not experienced bribery, corruption, and sexual bribery related incidents	30	12%	130	17%
I am not employed in the public sector	187	77%	436	57%
TOTAL	243	100%	769	100%

Out of the total sample respondents of 1012, majority of the sample which is 62% were not employed in the public sector. Out of the rest 16% stated “No, I have not experienced bribery, corruption, and sexual bribery related incidents” while the rest have experienced bribery, corruption, and sexual bribery-related incidents all together or separately.



Tabulation 34 - If you are employed in the public sector, have you experienced any incidents related to bribery, corruption, or sexual bribery within your workplace? - Sex crosstabulation

Respondents	Male	Female	Non-binary	Prefer not to say
Yes, I have experienced bribery-related incidents	69 10%	38 12%	- 0%	1 4%
Yes, I have experienced corruption-related incidents	39 6%	14 5%	1 17%	- 0%
Yes, I have experienced sexual bribery-related incidents	4 1%	6 2%	- 0%	2 7%
Yes, I have experienced bribery, corruption, and sexual bribery-related incidents	38 6%	16 5%	- 0%	1 4%
No, I have not experienced bribery, corruption, and sexual bribery related incidents	106 16%	50 16%	1 17%	3 11%
I am not employed in the public sector	417 62%	182 59%	4 67%	20 74%
TOTAL	673 100%	306 100%	6 100%	27 100%



- I am not employed in the public sector
- No, I have not experienced bribery, corruption, and sexual bribery related incidents
- Yes, I have experienced bribery, corruption, and sexual bribery-related incidents
- Yes, I have experienced sexual bribery-related incidents
- Yes, I have experienced corruption-related incidents
- Yes, I have experienced bribery-related incidents

Tabulation 35 - If you are employed in the public sector, have you experienced any incidents related to bribery, corruption, or sexual bribery within your workplace? - Province crosstabulation

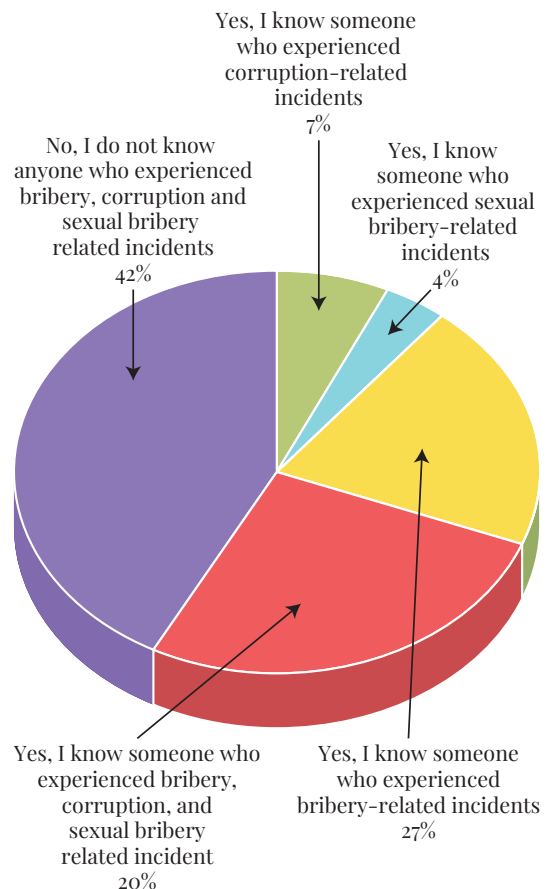
Response	Yes, I have experienced bribery-related incidents		Yes, I have experienced corruption-related incidents		Yes, I have experienced sexual bribery-related incidents		Yes, I have experienced bribery, corruption, and sexual bribery-related incidents		No, I have not experienced bribery, corruption, and sexual bribery related incidents		I am not employed in the public sector	
Central Province	16	15%	8	15%	1	8%	6	11%	25	16%	97	16%
Eastern Province	8	7%	8	15%	1	8%	5	9%	13	8%	58	9%
Northern Province	6	6%	3	6%	2	17%	5	9%	17	11%	33	5%
Southern Province	18	17%	12	22%	1	8%	8	15%	25	16%	101	16%
Western Province	34	31%	11	20%	4	33%	18	33%	43	27%	208	33%
North Western Province	4	4%	4	7%	2	17%	4	7%	9	6%	40	6%
North Central Province	6	6%	2	4%	1	8%	3	5%	7	4%	25	4%
Uva Province	9	8%	3	6%	-	0%	4	7%	7	4%	26	4%
Sabaragamuwa Province	7	6%	3	6%	-	0%	2	4%	14	9%	35	6%
TOTAL	108	100%	54	100%	12	100%	55	100%	160	100%	623	100%

Tabulation 36 - If you are employed in the public sector, have you experienced any incidents related to bribery, corruption, or sexual bribery within your workplace? - Employment status crosstabulation

Respondents	Employed		Self-employed		Not employed (OR in between jobs)		Student		Other	
	Count	%	Count	%	Count	%	Count	%	Count	%
Yes, I have experienced bribery-related incidents	84	13%	8	7%	3	5%	7	5%	6	9%
Yes, I have experienced corruption-related incidents	36	6%	9	8%	2	3%	1	1%	6	9%
Yes, I have experienced sexual bribery-related incidents	7	1%	3	3%	-	0%	2	1%	-	0%
Yes, I have experienced bribery, corruption, and sexual bribery-related incidents	47	7%	1	1%	-	0%	2	1%	5	8%
No, I have not experienced bribery, corruption, and sexual bribery related incidents	125	19%	9	8%	4	7%	18	13%	4	6%
I am not employed in the public sector	348	54%	77	72%	50	85%	105	78%	43	67%
TOTAL	647	100%	107	100%	59	100%	135	100%	64	100%

Tabulation 37 - Do you know anyone employed in the public sector who has experienced any incidents related bribery, corruption, and sexual bribery within their workplace?

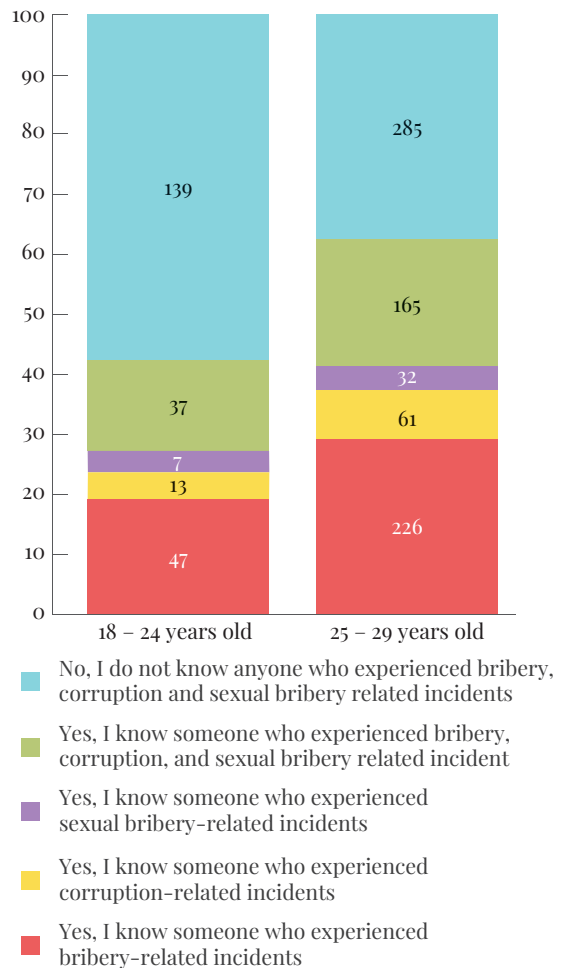
Respondents	Count	%
Yes, I know someone who experienced bribery-related incidents	273	27%
Yes, I know someone who experienced corruption-related incidents	74	7%
Yes, I know someone who experienced sexual bribery-related incidents	39	4%
Yes, I know someone who experienced bribery, corruption, and sexual bribery related incident	202	20%
No, I do not know anyone who experienced bribery, corruption and sexual bribery related incidents	424	42%
TOTAL	1012	100%



Out of the total sample respondents of 1012, majority of the sample which accounts to 42% stated “No, I do not know anyone who experienced bribery, corruption and sexual bribery related incidents”. 27% stated that “Yes, I know someone who experienced bribery-related incidents” and 20% stated that “Yes, I know someone who experienced bribery, corruption, and sexual bribery related incident”.

Tabulation 38 - Do you know anyone employed in the public sector who has experienced any incidents related bribery, corruption, and sexual bribery within their workplace? - Age crosstabulation

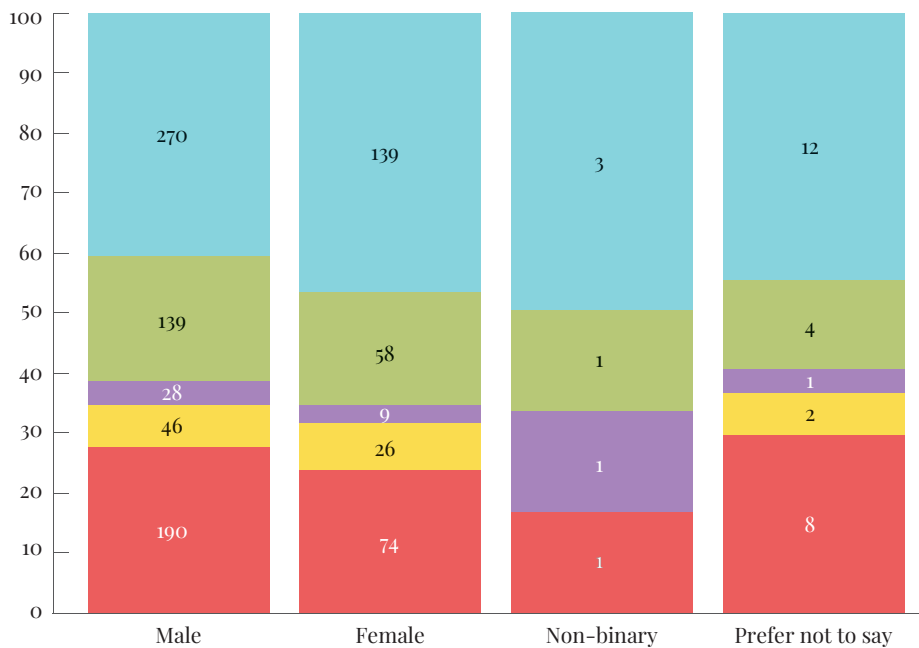
Respondents	18 – 24 years old		25 – 29 years old	
	Count	Percentage	Count	Percentage
Yes, I know someone who experienced bribery-related incidents	47	19%	226	29%
Yes, I know someone who experienced corruption-related incidents	13	5%	61	8%
Yes, I know someone who experienced sexual bribery-related incidents	7	3%	32	4%
Yes, I know someone who experienced bribery, corruption, and sexual bribery related incident	37	15%	165	21%
No, I do not know anyone who experienced bribery, corruption and sexual bribery related incidents	139	57%	285	37%
TOTAL	243	100%	769	100%



Based on the presented data majority of both the age categories of 18 – 24 years old and 25 – 29 years old stated that they do not know anyone employed in the public sector who has experienced any incidents related bribery, corruption, and sexual bribery within their workplace.

Tabulation 39 - Do you know anyone employed in the public sector who has experienced any incidents related bribery, corruption, and sexual bribery within their workplace? - Sex crosstabulation

Respondents	Male		Female		Non-binary		Prefer not to say	
	Count	%	Count	%	Count	%	Count	%
Yes, I know someone who experienced bribery-related incidents	190	28%	74	24%	1	17%	8	30%
Yes, I know someone who experienced corruption-related incidents	46	7%	26	8%	-	0%	2	7%
Yes, I know someone who experienced sexual bribery-related incidents	28	4%	9	3%	1	17%	1	4%
Yes, I know someone who experienced bribery, corruption, and sexual bribery related incident	139	21%	58	19%	1	17%	4	15%
No, I do not know anyone who experienced bribery, corruption and sexual bribery related incidents	270	40%	139	45%	3	50%	12	44%
TOTAL	673	100%	306	100%	6	100%	27	100%



- No, I do not know anyone who experienced bribery, corruption and sexual bribery related incidents
- Yes, I know someone who experienced bribery, corruption, and sexual bribery related incident
- Yes, I know someone who experienced sexual bribery-related incidents
- Yes, I know someone who experienced corruption-related incidents
- Yes, I know someone who experienced bribery-related incidents

Tabulation 40 - Do you know anyone employed in the public sector who has experienced any incidents related bribery, corruption, and sexual bribery within their workplace? - Province crosstabulation

Province	Yes, I know someone who experienced bribery-related incidents		Yes, I know someone who experienced corruption-related incidents		Yes, I know someone who experienced sexual bribery-related incidents		Yes, I know someone who experienced bribery, corruption, and sexual bribery related incident		No, I do not know anyone who experienced bribery, corruption and sexual bribery related incidents	
	Count	%	Count	%	Count	%	Count	%	Count	%
Central Province	34	31%	11	20%	10	83%	28	51%	70	17%
Eastern Province	22	20%	8	15%	2	17%	24	44%	37	9%
Northern Province	14	13%	10	19%	8	67%	10	18%	24	6%
Southern Province	47	44%	10	19%	5	42%	19	35%	84	20%
Western Province	86	80%	25	46%	7	58%	75	136%	125	29%
North Western Province	14	13%	4	7%	3	25%	18	33%	24	6%
North Central Province	17	16%	2	4%	-	0%	7	13%	18	4%
Uva Province	18	17%	3	6%	1	8%	9	16%	18	4%
Sabaragamuwa Province	21	19%	1	2%	3	25%	12	22%	24	6%
TOTAL	273	253%	74	137%	39	325%	202	367%	424	100%

Tabulation 41 - Do you know anyone employed in the public sector who has experienced any incidents related bribery, corruption, and sexual bribery within their workplace? - Employment status crosstabulation

Respondents	Employed		Self-employed		Not employed (OR in between jobs)		Student		Other	
	Count	%	Count	%	Count	%	Count	%	Count	%
Yes, I know someone who experienced bribery-related incidents	188	29%	33	31%	18	31%	20	15%	14	22%
Yes, I know someone who experienced corruption-related incidents	43	7%	10	9%	3	5%	11	8%	7	11%
Yes, I know someone who experienced sexual bribery-related incidents	27	4%	3	3%	1	2%	5	4%	3	5%
Yes, I know someone who experienced bribery, corruption, and sexual bribery related incident	130	20%	16	15%	12	20%	28	21%	16	25%
No, I do not know anyone who experienced bribery, corruption and sexual bribery related incidents	259	40%	45	42%	25	42%	71	53%	24	38%
TOTAL	647	100%	107	100%	59	100%	135	100%	64	100%

Tabulation 42 - Based on your experience, what are the specific sectors where there is a high occurrence of bribery and corruption related incidents when obtaining public sector services? (Select the top 5 services) *

Sectors where there is a high occurrence of bribery and corruption related incidents when obtaining public sector services	Frequency	Percent
Justice sector services (E.g. - Police, law/judiciary, legal profession)	699	69%
Administrative service (E.g. - Grama Niladhari, District Secretariat, Labour Department)	557	55%
Education sector services	500	49%
Health sector services	356	35%
Public utility services (E.g. - Electricity, water)	311	31%
Land and housing sector services	240	24%
Transport sector services	224	22%
Finance sector services (E.g. - Banks, Inland Revenue)	128	13%
Environment sector services (E.g. - Forestry, Wildlife)	104	10%
Military forces and related services	103	10%
Sanitation sector services (E.g. - Waste disposal)	92	9%
Department of Immigration and Emigration and Passport Office	4	0.4%
Department of Motor Traffic	3	0.3%
Sri Lanka Customs	3	0.3%
Sri Lanka Engineering Services	2	0.2%
National Gem & Jewellery Authority	2	0.2%
Excise Department of Sri Lanka	2	0.2%
Agriculture sector services (E.g. - Department of Agrarian Development etc.)	1	0.1%
Inland Revenue Department	1	0.1%
No specific sector identified	58	6%
Not aware of any bribery, corruption and sexual bribery related incidents in above sector	29	3%

**Note that multiple answers were allowed to by one respondent for the question and is taken into account in the analysis*

Out of the total sample respondents of 1012, 69% of the respondents selected Justice sector services (E.g. - Police, law/judiciary, legal profession) as the number one sectors where there is a high occurrence of bribery and corruption related incidents when obtaining public sector services. The other sectors in order were administrative service (E.g. - Grama Niladhari, District Secretariat, Labour Department)

with 55%, Education sector services with 49%, Health sector services with 35% and public utility services (E.g. - Electricity, water) with 31%. 6% of the respondents stated that there is “No specific sector identified” and 3% stated they are “Not aware of any bribery, corruption and sexual bribery related incidents in above sector”.

Justice sector services (E.g. - Polic...
699

Administrative service (E.g. - Gra...
557

Education sector services
500

Health sector services
356

Public utility services (E.g. -...
311

Land and housing sector services
240

Transport sector services
224

Finance sector services (E.g. -...
128

Environment sector services (E.g....
104

Military forces and related services
103

Sanitation sector services (E.g. -...
92

Department of Immigration and...

Department of Motor Traffic

Sri Lanka Customs

Sri Lanka Engineering Services

National Gem & Jewellery...

Excise Department of Sri Lanka

Agriculture sector services (E.g. -...
58

Inland Revenue Department

No specific sector identified
58

Not aware of any bribery,...
29

Tabulation 43 - Based on your experience, what are the specific sectors where there is a high occurrence of bribery and corruption related incidents when obtaining public sector services? (Select the top 5 services) - Age crosstabulation – Based on the first responses provided*

Respondents	18 – 24 years old		25 – 29 years old	
	Count	Percentage	Count	Percentage
Health sector services	75	31%	280	36%
Education sector services	72	30%	177	23%
Transport sector services	17	7%	48	6%
Public utility services (E.g. – Electricity, water)	20	8%	50	7%
Justice sector services (E.g. – Police, law/judiciary, legal profession)	31	13%	110	14%
Administrative service (E.g. – Grama Niladhari, District Secretariat, Labour Department)	9	4%	38	5%
Military forces and related services	1	0%	9	1%
Land and housing sector services	-	0%	6	1%
Finance sector services (E.g. – Banks, Inland Revenue)	-	0%	2	0%
Environment sector services (E.g. – Forestry, Wildlife)	-	0%	1	0%
No specific sector identified	10	4%	29	4%
Not aware of any bribery, corruption and sexual bribery related incidents in above sector	8	3%	14	2%
Department of Motor Traffic	-	0%	1	0%
Department of Immigration and Emigration and Passport Office	-	0%	1	0%
Agriculture sector services (E.g. – Department of Agrarian Development etc.)	-	0%	1	0%
Sri Lanka Engineering Services	-	0%	1	0%
National Gem & Jewellery Authority	-	0%	1	0%
TOTAL	243	100%	769	1

*Note that the first responses provided by the respondent for the question is taken into consideration for the analysis.

Tabulation 44 - Based on your experience, what are the specific sectors where there is a high occurrence of bribery and corruption related incidents when obtaining public sector services? (Select the top 5 services) - Sex crosstabulation – Based on the first responses provided*

Respondents	Male		Female		Non-binary		Prefer not to say	
	Count	%	Count	%	Count	%	Count	%
Health sector services	232	34%	112	37%	-	0%	11	41%
Education sector services	161	24%	80	26%	2	33%	6	22%
Transport sector services	51	8%	12	4%	-	0%	2	7%
Public utility services (E.g. - Electricity, water)	48	7%	22	7%	-	0%	-	0%
Justice sector services (E.g. - Police, law/judiciary, legal profession)	101	15%	37	12%	1	17%	2	7%
Administrative service (E.g. - Grama Niladhari, District Secretariat, Labour Department)	27	4%	17	6%	1	17%	2	7%
Military forces and related services	8	1%	2	1%	-	0%	-	0%
Land and housing sector services	3	0%	3	1%	-	0%	-	0%
Finance sector services (E.g. - Banks, Inland Revenue)	1	0%	1	0%	-	0%	-	0%
Environment sector services (E.g. - Forestry, Wildlife)	1	0%	-	0%	-	0%	-	0%
No specific sector identified	18	3%	16	5%	2	33%	3	11%
Not aware of any bribery, corruption and sexual bribery related incidents in above sector	19	3%	3	1%	-	0%	-	0%
Department of Motor Traffic	1	0%	-	0%	-	0%	-	0%
Department of Immigration and Emigration and Passport Office	-	0%	1	0%	-	0%	-	0%
Agriculture sector services (E.g. - Department of Agrarian Development etc.)	1	0%	-	0%	-	0%	-	0%
Sri Lanka Engineering Services	1	0%	-	0%	-	0%	-	0%
National Gem & Jewellery Authority	-	0%	-	0%	-	0%	1	4%
TOTAL	673	100%	306	100%	6	100%	27	100%

*Note that the first responses provided by the respondent for the question is taken into consideration for the analysis.

Tabulation 45 - Based on your experience, what are the specific sectors where there is a high occurrence of bribery and corruption related incidents when obtaining public sector services? (Select the top 5 services) - Province crosstabulation – Based on the first responses provided*

Response	Central Province	Eastern Province	Northern Province	Southern Province	Western Province	North Western Province	North Central Province	Uva Province	Sabaragamuwa Province	TOTAL
Health sector services	62	26	20	72	121	12	11	11	20	355
Education sector services	41	11	11	44	81	25	11	12	13	249
Transport sector services	7	15	4	6	20	4	1	2	6	65
Public utility services (E.g. - Electricity, water)	12	8	2	13	22	4	3	4	2	70
Justice sector services (E.g. - Police, law/judiciary, legal profession)	14	17	18	18	34	8	11	9	12	141
Administrative service (E.g. - Grama Niladhari, District Secretariat, Labour Department)	5	7	6	3	13	2	5	4	2	47
Military forces and related services	1	1	-	1	4	2	-	1	-	10
Land and housing sector services	-	1	1	2	1	-	1	-	-	6
Finance sector services (E.g. - Banks, Inland Revenue)	1	-	-	-	-	1	-	-	-	2
Environment sector services (E.g. - Forestry, Wildlife)	-	-	-	-	-	1	-	-	-	1
No specific sector identified	8	5	3	5	12	2	1	1	2	39
Not aware of any bribery, corruption and sexual bribery related incidents in above sector	2	2	1	1	8	2	-	3	3	22
Department of Motor Traffic	-	-	-	-	1	-	-	-	-	1
Department of Immigration and Emigration and Passport Office	-	-	-	-	1	-	-	-	-	1
Agriculture sector services (E.g. - Department of Agrarian Development etc.)	-	-	-	-	-	-	-	1	-	1
Sri Lanka Engineering Services	-	-	-	-	-	-	-	1	-	1
National Gem & Jewellery Authority	-	-	-	-	-	-	-	-	1	1
TOTAL	153	93	66	165	318	63	44	49	61	1012

*Note that the first responses provided by the respondent for the question is taken into consideration for the analysis.

Tabulation 46 - Based on your experience, what are the specific sectors where there is a high occurrence of bribery and corruption related incidents when obtaining public sector services? (Select the top 5 services) - Employment status crosstabulation – Based on the first responses provided*

Respondents	Employed		Self-employed		Not employed (OR in between jobs)		Student		Other	
	Count	%	Count	%	Count	%	Count	%	Count	%
Health sector services	251	39%	32	30%	19	32%	35	26%	18	28%
Education sector services	158	24%	23	21%	10	17%	46	34%	12	19%
Transport sector services	33	5%	10	9%	6	10%	14	10%	2	3%
Public utility services (E.g. - Electricity, water)	47	7%	8	7%	4	7%	5	4%	6	9%
Justice sector services (E.g. - Police, law/judiciary, legal profession)	83	13%	16	15%	10	17%	19	14%	13	20%
Administrative service (E.g. - Grama Niladhari, District Secretariat, Labour Department)	23	4%	9	8%	5	8%	6	4%	4	6%
Military forces and related services	8	1%	1	1%	-	0%	1	1%	-	0%
Land and housing sector services	4	1%	1	1%	-	0%	-	0%	1	2%
Finance sector services (E.g. - Banks, Inland Revenue)	1	0%	-	0%	-	0%	-	0%	1	2%
Environment sector services (E.g. - Forestry, Wildlife)	-	0%	-	0%	-	0%	1	1%	-	0%
No specific sector identified	26	4%	5	5%	2	3%	3	2%	3	5%
Not aware of any bribery, corruption and sexual bribery related incidents in above sector	11	2%	1	1%	3	5%	5	4%	2	3%
Department of Motor Traffic	1	0%	-	0%	-	0%	-	0%	-	0%
Department of Immigration and Emigration and Passport Office	-	0%	-	0%	-	0%	-	0%	1	2%
Agriculture sector services (E.g. - Department of Agrarian Development etc.)	1	0%	-	0%	-	0%	-	0%	-	0%
Sri Lanka Engineering Services	-	0%	1	1%	-	0%	-	0%	-	0%
National Gem & Jewellery Authority	-	0%	-	0%	-	0%	-	0%	1	2%
TOTAL	647	100%	107	100%	59	100%	135	100%	64	100%

*Note that the first responses provided by the respondent for the question is taken into consideration for the analysis.

Tabulation 47 - Based on your experience, what are the specific sectors where there is a high occurrence of sexual bribery related incidents when obtaining public sector services? (Select the top 5 services) *

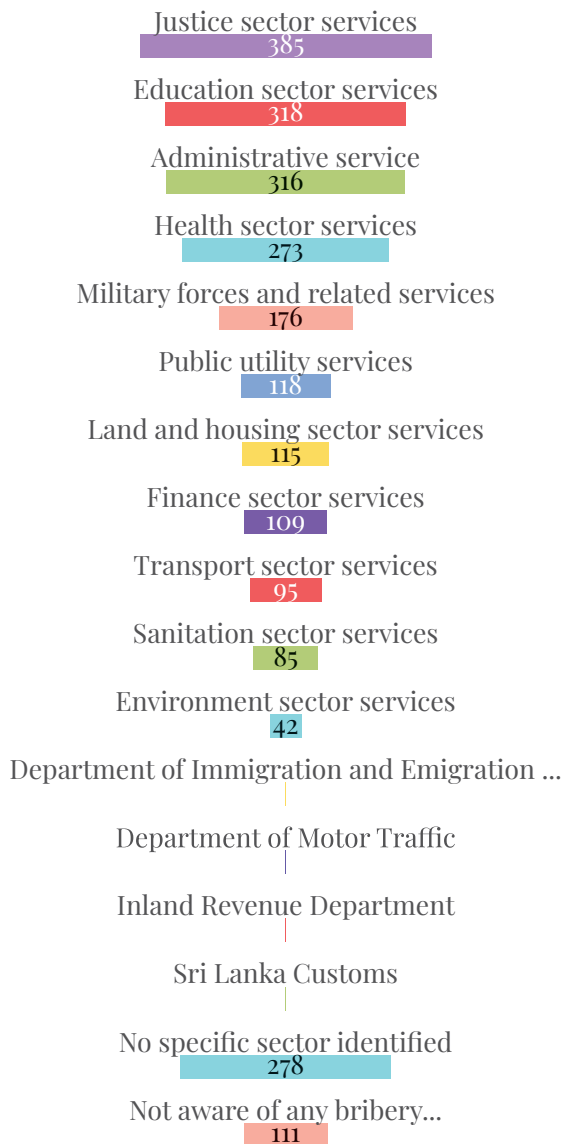
Sectors where there is a high occurrence of sexual bribery related incidents when obtaining public sector services	Frequency	Percent
Justice sector services (E.g. - Police, law/judiciary, legal profession)	385	38%
Education sector services	318	31%
Administrative service (E.g. - Grama Niladhari, District Secretariat, Labour Department)	316	31%
Health sector services	273	27%
Military forces and related services	176	17%
Public utility services (E.g. - Electricity, water)	118	12%
Land and housing sector services	115	11%
Finance sector services (E.g. - Banks, Inland Revenue)	109	11%
Transport sector services	95	9%
Sanitation sector services (E.g. - Waste disposal)	85	8%
Environment sector services (E.g. - Forestry, Wildlife)	42	4%
Department of Immigration and Emigration and Passport Office	1	0.1%
Department of Motor Traffic	1	0.1%
Inland Revenue Department	1	0.1%
Sri Lanka Customs	1	0.1%
No specific sector identified	278	27%
Not aware of any bribery, corruption and sexual bribery related incidents in above sector	111	11%

**Note that multiple answers were allowed to by one respondent for the question and is taken into account in the*

analysis

Out of the total sample respondents of 1012, 38% of the sample selected that Justice sector services (E.g. - Police, law/judiciary, legal profession) as the highest sector where there is a high occurrence of sexual bribery related incidents when obtaining public sector services. The other sectors in order were Education sector services with 31%, Administrative

service (E.g. - Grama Niladhari, District Secretariat, Labour Department) with 31%, Health sector services with 27% and Military forces and related services at 17%. Further, 27% of the respondents stated that “No specific sector identified” and 11% stated that they are not “Not aware of any bribery, corruption and sexual bribery related incidents in above sector”.



Tabulation 48 - Based on your experience, what are the specific sectors where there is a high occurrence of sexual bribery related incidents when obtaining public sector services? (Select the top 5 services) - Age crosstabulation - Based on the first responses provided*

Respondents	18 – 24 years old		25 – 29 years old	
	Count	Percentage	Count	Percentage
Health sector services	63	26%	209	27%
Education sector services	29	12%	116	15%
Transport sector services	8	3%	19	2%
Public utility services (E.g.- Electricity, water)	7	3%	23	3%
Justice sector services (E.g.- Police, law/judiciary, legal profession)	19	8%	92	12%
Administrative service (E.g.- Grama Niladhari, District Secretariat, Labour Department)	10	4%	25	3%
Military forces and related services	3	1%	11	1%
Land and housing sector services	1	0%	3	0%
Finance sector services (E.g.- Banks, Inland Revenue)	2	1%	4	1%
Environment sector services (E.g.- Forestry, Wildlife)	-	0%	1	0%
Sanitation sector services (E.g.- Waste disposal)	-	0%	1	0%
No specific sector identified	82	34%	179	23%
Not aware of any bribery, corruption and sexual bribery related incidents in above sector	19	8%	86	11%
TOTAL	243	100%	769	100%

*Note that the first responses provided by the respondent for the question is taken into consideration for the analysis.

Tabulation 49 - Based on your experience, what are the specific sectors where there is a high occurrence of sexual bribery related incidents when obtaining public sector services? (Select the top 5 services) - Sex crosstabulation – Based on the first responses provided*

Respondents	Male		Female		Non-binary		Prefer not to say	
	Count	%	Count	%	Count	%	Count	%
Health sector services	186	28%	76	25%	-	0%	10	37%
Education sector services	105	16%	39	13%	-	0%	1	4%
Transport sector services	22	3%	4	1%	-	0%	1	4%
Public utility services (E.g. - Electricity, water)	20	3%	9	3%	1	17%	-	0%
Justice sector services (E.g. - Police, law/judiciary, legal profession)	82	12%	27	9%	-	0%	2	7%
Administrative service (E.g. - Grama Niladhari, District Secretariat, Labour Department)	19	3%	14	5%	1	17%	1	4%
Military forces and related services	9	1%	4	1%	-	0%	1	4%
Land and housing sector services	2	0%	1	0%	-	0%	1	4%
Finance sector services (E.g. - Banks, Inland Revenue)	4	1%	2	1%	-	0%	-	0%
Environment sector services (E.g. - Forestry, Wildlife)	1	0%	-	0%	-	0%	-	0%
Sanitation sector services (E.g. - Waste disposal)	-	0%	1	0%	-	0%	-	0%
No specific sector identified	142	21%	110	36%	3	50%	6	22%
Not aware of any bribery, corruption and sexual bribery related incidents in above sector	81	12%	19	6%	1	17%	4	15%
TOTAL	673	100%	306	100%	6	100%	27	100%

*Note that the first responses provided by the respondent for the question is taken into consideration for the analysis.

Tabulation 50 - Based on your experience, what are the specific sectors where there is a high occurrence of sexual bribery related incidents when obtaining public sector services? (Select the top 5 services) - Province crosstabulation – Based on the first responses provided*

Response	Central Province	Eastern Province	Northern Province	Southern Province	Western Province	North Western Province	North Central Province	Uva Province	Sabaragamuwa Province	TOTAL
Health sector services	42	25	22	50	84	18	8	9	14	272
Education sector services	3	13	9	20	46	9	5	9	11	145
Transport sector services	4	6	2	4	7	1	-	1	2	27
Public utility services (E.g. - Electricity, water)	4	5	-	3	9	4	1	2	2	30
Justice sector services (E.g. - Police, law/judiciary, legal profession)	6	14	10	11	39	9	7	6	9	111
Administrative service (E.g. - Grama Niladhari, District Secretariat, Labour Department)	2	3	3	7	11	-	4	2	3	35
Military forces and related services	5	1	-	-	5	1	1	-	1	14
Land and housing sector services	1	-	1	-	-	-	2	-	-	4
Finance sector services (E.g. - Banks, Inland Revenue)	2	-	1	1	-	-	1	1	-	6
Environment sector services (E.g. - Forestry, Wildlife)	-	-	-	-	-	1	-	-	-	1
Sanitation sector services (E.g. - Waste disposal)	1	-	-	-	-	-	-	-	-	1
No specific sector identified	49	10	9	62	83	13	13	12	10	261
Not aware of any bribery, corruption and sexual bribery related incidents in above sector	14	16	9	7	34	7	2	7	9	105
TOTAL	153	93	66	165	318	63	44	49	61	1012

*Note that the first responses provided by the respondent for the question is taken into consideration for the analysis.

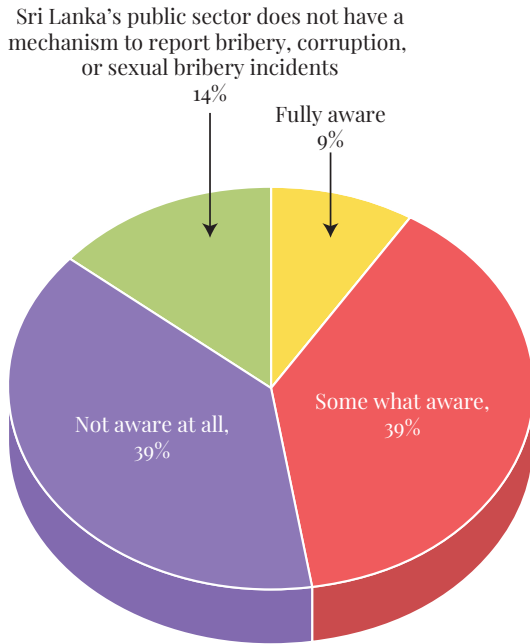
Tabulation 51 - Based on your experience, what are the specific sectors where there is a high occurrence of sexual bribery related incidents when obtaining public sector services? (Select the top 5 services) - Employment status crosstabulation – Based on the first responses provided*

Respondents	Employed		Self-employed		Not employed (OR in between jobs)		Student		Other	
	Count	%	Count	%	Count	%	Count	%	Count	%
Health sector services	186	29%	27	25%	14	24%	30	22%	15	23%
Education sector services	96	15%	15	14%	9	15%	17	13%	8	13%
Transport sector services	10	2%	7	7%	1	2%	8	6%	1	2%
Public utility services (E.g. - Electricity, water)	17	3%	2	2%	4	7%	4	3%	3	5%
Justice sector services (E.g. - Police, law/judiciary, legal profession)	65	10%	10	9%	8	14%	19	14%	9	14%
Administrative service (E.g. - Grama Niladhari, District Secretariat, Labour Department)	18	3%	5	5%	2	3%	6	4%	4	6%
Military forces and related services	9	1%	2	2%	-	0%	1	1%	2	3%
Land and housing sector services	2	0%	1	1%	1	2%	-	0%	-	0%
Finance sector services (E.g. - Banks, Inland Revenue)	3	0%	2	2%	-	0%	-	0%	1	2%
Environment sector services (E.g. - Forestry, Wildlife)	-	0%	-	0%	-	0%	1	1%	-	0%
Sanitation sector services (E.g. - Waste disposal)	1	0%	-	0%	-	0%	-	0%	-	0%
No specific sector identified	177	27%	22	21%	13	22%	34	25%	15	23%
Not aware of any bribery, corruption and sexual bribery related incidents in above sector	63	10%	14	13%	7	12%	15	11%	6	9%
TOTAL	647	100%	107	100%	59	100%	135	100%	64	100%

*Note that the first responses provided by the respondent for the question is taken into consideration for the analysis.

Tabulation 52 - Are you aware of mechanisms available to report incidents of bribery, corruption or sexual bribery when obtaining public sector services?

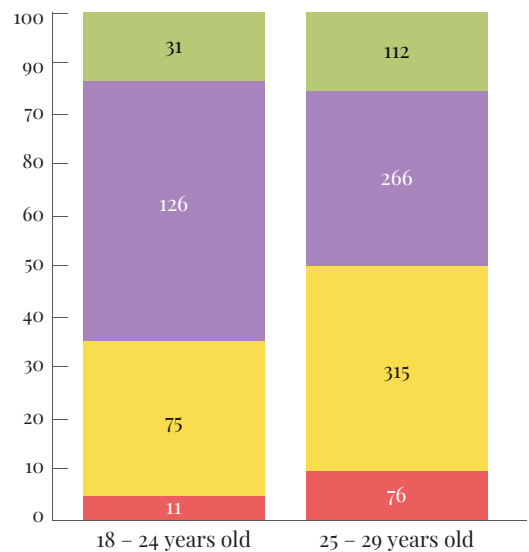
Respondents	Respondents	Respondents
Fully aware	87	9%
Somewhat aware	390	39%
Not aware at all	392	39%
Sri Lanka's public sector does not have a mechanism to report bribery, corruption, or sexual bribery incidents	143	14%
TOTAL	1012	100%



Out of the total sample respondents of 1012, 39% of the respondents are “Somewhat aware” and “Not aware at all” about the mechanisms available to report incidents of bribery, corruption or sexual bribery when obtaining public sector services. Only 9% of the respondents were “Fully aware” of the mechanisms available to report incidents of bribery, corruption or sexual bribery when obtaining public sector services and 14% of the respondents stated that “the mechanisms available to report incidents of bribery, corruption or sexual bribery when obtaining public sector services”.

Tabulation 53 - Are you aware of mechanisms available to report incidents of bribery, corruption or sexual bribery when obtaining public sector services? - Age crosstabulation

Respondents	18 – 24 years old		25 – 29 years old	
Fully aware	11	5%	76	10%
Somewhat aware	75	31%	315	41%
Not aware at all	126	52%	266	35%
Sri Lanka's public sector does not have a mechanism to report bribery, corruption, or sexual bribery incidents	31	13%	112	15%
TOTAL	243	100%	769	100%



Out of the total sample respondents of 1012, when looking at the age crosstabulation of the question, majority of the 18 – 24 years old respondents which accounts for 52% stated that they were “Not aware at all” on the mechanisms available to report incidents of bribery, corruption or sexual bribery when obtaining public sector services. When it come to the 25 – 29 years old, majority of the sample which accounts to

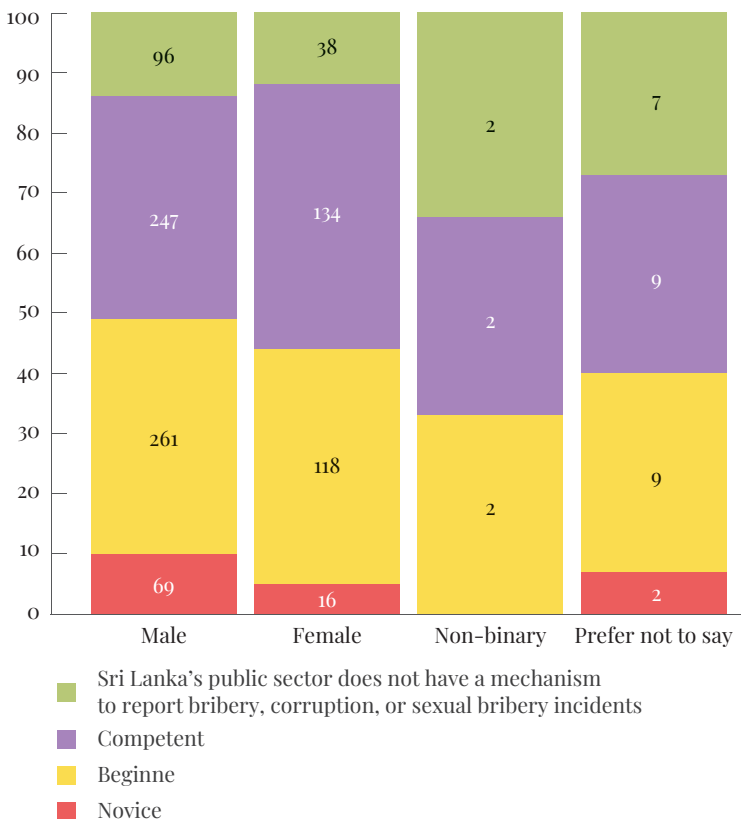
41% stated that they are “Somewhat aware” on the mechanisms available to report incidents of bribery, corruption or sexual bribery when obtaining public sector services.

Based on the presented data majority of the age category of 18 – 24 years old stated that they are

not aware at all of mechanisms available to report incidents of bribery, corruption or sexual bribery when obtaining public sector services. However, in the age category of 25 – 29 years old majority stated that they are somewhat aware of mechanisms available to report incidents of bribery, corruption or sexual bribery when obtaining public sector services.

Tabulation 54 - Are you aware of mechanisms available to report incidents of bribery, corruption or sexual bribery when obtaining public sector services? - Sex crosstabulation

Respondents	Male	Female	Non-binary	Prefer not to say
Fully aware	69 10%	16 5%	- 0%	2 7%
Somewhat aware	261 39%	118 39%	2 33%	9 33%
Not aware at all	247 37%	134 44%	2 33%	9 33%
Sri Lanka’s public sector does not have a mechanism to report bribery, corruption, or sexual bribery incidents	96 14%	38 12%	2 33%	7 26%
TOTAL	673 100%	306 100%	6 100%	27 100%



Out of the total sample respondents of 1012, when looking at the sex crosstabulation of the question, 39% of the males which accounts the majority stated that they are “Somewhat aware” and 44% of the females which accounts to the majority stated that they are “Not aware at all” of mechanisms available to report incidents of bribery, corruption or sexual bribery when obtaining public sector services.

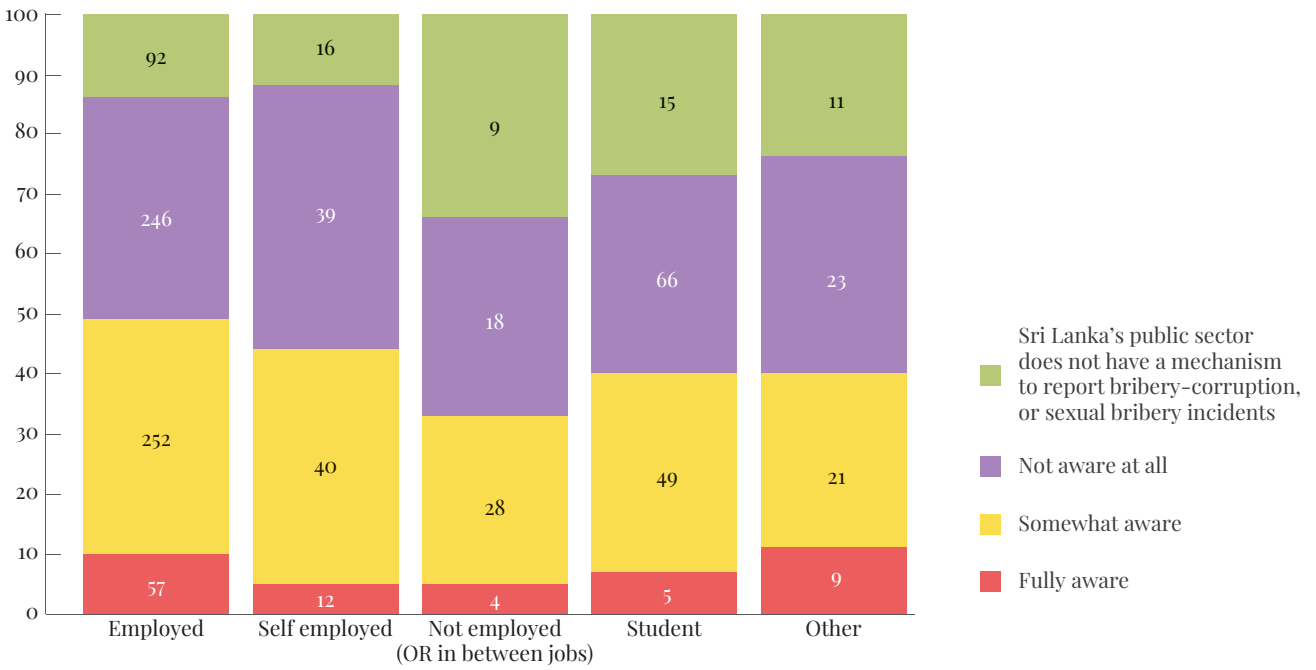
Based on the presented data majority of the males stated that they are somewhat aware of mechanisms available to report incidents of bribery, corruption or sexual bribery when obtaining public sector services. However, majority of the females stated that they are not aware at all of mechanisms available to report incidents of bribery, corruption or sexual bribery when obtaining public sector services.

Tabulation 55 - Are you aware of mechanisms available to report incidents of bribery, corruption or sexual bribery when obtaining public sector services? - Province crosstabulation

Province	Fully aware		Some what aware		Not aware at all		Sri Lanka's public sector does not have a mechanism to report bribery, corruption, or sexual bribery incidents			
	Count	Percentage	Count	Percentage	Count	Percentage	Count	Percentage	Count	Percentage
Central Province	13	15%	53	14%	69	18%	18		13%	
Eastern Province	9	10%	43	11%	27	7%	14		10%	
Northern Province	9	10%	26	7%	20	5%	11		8%	
Southern Province	17	20%	43	11%	83	21%	22		15%	
Western Province	21	24%	132	34%	119	30%	46		32%	
North Western Province	6	7%	31	8%	16	4%	10		7%	
North Central Province	5	6%	16	4%	19	5%	4		3%	
Uva Province	4	5%	17	4%	21	5%	7		5%	
Sabaragamuwa Province	3	3%	29	7%	18	5%	11		8%	
TOTAL	87	100%	390	100%	392	100%	143		100%	

Tabulation 56 - Are you aware of mechanisms available to report incidents of bribery, corruption or sexual bribery when obtaining public sector services? - Employment status crosstabulation

Respondents	Employed		Self-employed		Not employed (OR in between jobs)		Student		Other	
	Count	Percentage	Count	Percentage	Count	Percentage	Count	Percentage	Count	Percentage
Fully aware	57	9%	12	11%	4	7%	5	4%	9	14%
Somewhat aware	252	39%	40	37%	28	47%	49	36%	21	33%
Not aware at all	246	38%	39	36%	18	31%	66	49%	23	36%
Sri Lanka's public sector does not have a mechanism to report bribery, corruption, or sexual bribery incidents	92	14%	16	15%	9	15%	15	11%	11	17%
TOTAL	647	100%	107	100%	59	100%	135	100%	64	100%



Based on the presented data majority of both males and females stated that they are somewhat aware of mechanisms available to report incidents of bribery, corruption or sexual bribery when obtaining public sector services.

Tabulation 57 - Are you aware of the following laws on bribery, corruption, and sexual bribery in Sri Lanka? (Select multiple answers) *

Laws on bribery, corruption, and sexual bribery in Sri Lanka	Frequency	Percent
The Bribery Act No. 11 of 1954 (Bribery Act)	172	17%
Commission to Investigate Allegations of Bribery or Corruption Act No. 19 of 1994	169	17%
Penal Code of Sri Lanka	240	24%
Other laws on bribery, corruption, and/or sexual bribery	154	15%
Not aware of any laws related to bribery, corruption and/or sexual bribery	633	63%

The Bribery Act No. 11 of 1954 (Bribery Act)

172

Commission to Investigate ...

169

Penal Code of Sri Lanka

240

Other laws on bribery, ...

154

Not aware of any laws

633

Out of the total sample respondents of 1012, 633 respondents which accounted for 63% of the total sample stated that they are “Not aware of any laws related to bribery, corruption and/or sexual bribery”. 24% of the respondents stated that they are aware of the “Penal Code of Sri Lanka”, while 17% each stated that they are aware of “The Bribery Act No. 11 of 1954 (Bribery Act)” and “Commission to Investigate Allegations of Bribery or Corruption Act No. 19 of 1994”.

*Note that multiple answers were allowed to by one respondent for the question and is taken into account in the analysis

Tabulation 58 - Are you aware of the following laws on bribery, corruption, and sexual bribery in Sri Lanka? - Age crosstabulation - Based on the first responses provided*

Respondents	18 – 24 years old		25 – 29 years old	
	Count	Percentage	Count	Percentage
The Bribery Act No. 11 of 1954 (Bribery Act)	37	15%	135	18%
Commission to Investigate Allegations of Bribery or Corruption Act No. 19 of 1994	11	5%	53	7%
Penal Code of Sri Lanka	19	8%	79	10%
Other laws on bribery, corruption, and/or sexual bribery	22	9%	46	6%
Not aware of any laws related to bribery, corruption and/or sexual bribery	154	63%	456	59%
TOTAL	243	100%	769	100%

*Note that the first responses provided by the respondent for the question is taken into consideration for the analysis.

Out of the total sample respondents of 1012, when looking at the age crosstabulation of the question, majority of the both the age categories 18 – 24 years old and 25 – 29 years old 63% and 59% respectively

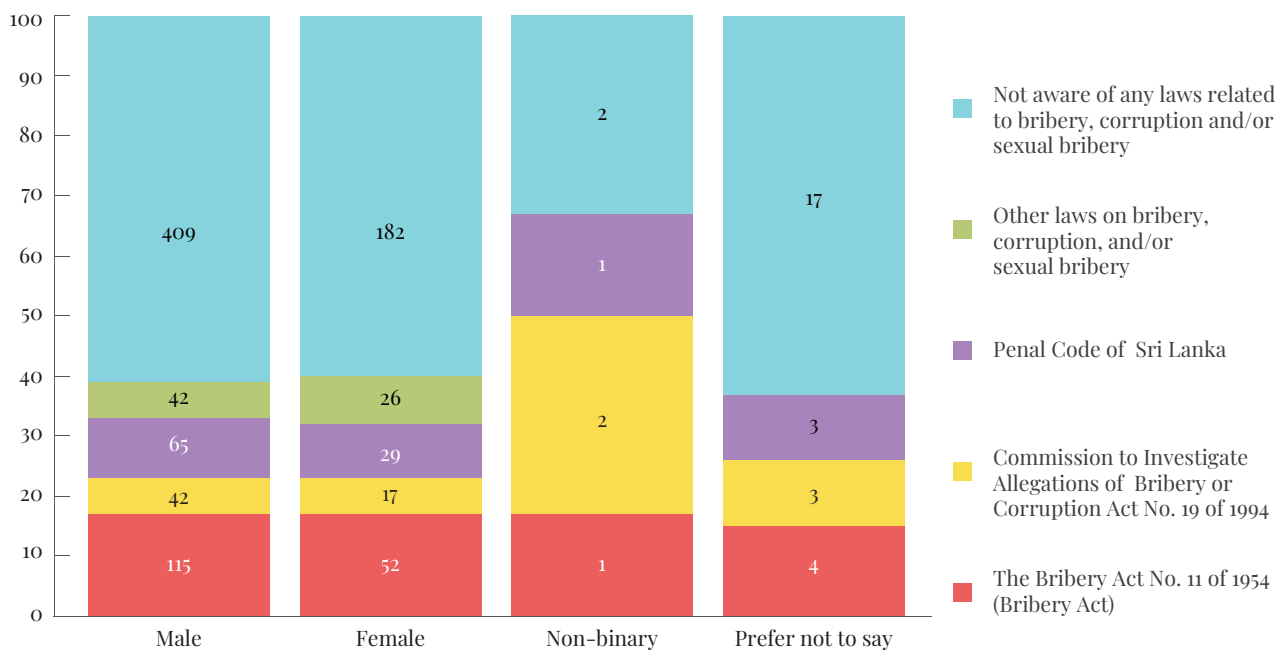


stated that they are “Not aware of any laws related to bribery, corruption and/or sexual bribery”. 15% and 18% of the age categories 18 – 24 years old and 25 – 29 years old respectively were aware of the “The Bribery Act No. 11 of 1954 (Bribery Act)”.

Tabulation 59 - Are you aware of the following laws on bribery, corruption, and sexual bribery in Sri Lanka? - Sex crosstabulation - Based on the first answer provided*

Respondents	Male			Female			Non-binary		Prefer not to say	
	Count	Percentage	Count	Percentage	Count	Percentage	Count	Percentage		
The Bribery Act No. 11 of 1954 (Bribery Act)	115	17%	52	17%	1	17%	4	15%		
Commission to Investigate Allegations of Bribery or Corruption Act No. 19 of 1994	42	6%	17	6%	2	33%	3	11%		
Penal Code of Sri Lanka	65	10%	29	9%	1	17%	3	11%		
Other laws on bribery, corruption, and/or sexual bribery	42	6%	26	8%	-	0%	-	0%		
Not aware of any laws related to bribery, corruption and/or sexual bribery	409	61%	182	59%	2	33%	17	63%		
TOTAL	673	100%	306	100%	6	100%	27	100%		

*Note that the first responses provided by the respondent for the question is taken into consideration for the analysis.



Out of the total sample respondents of 1012, when looking at the sex crosstabulation of the question, majority of the respondents in both male and female categories which accounts to 61% and 59% respectively

stated that they were “Not aware of any laws related to bribery, corruption and/or sexual bribery”. Similarly, 17% of each category were aware of “The Bribery Act No. 11 of 1954 (Bribery Act)”.

Tabulation 60 - Are you aware of the following laws on bribery, corruption, and sexual bribery in Sri Lanka? - Province crosstabulation – Based on the first answer provided*

Response	The Bribery Act No. 11 of 1954 (Bribery Act)		Commission to Investigate Allegations of Bribery or Corruption Act No. 19 of 1994		Penal Code of Sri Lanka		Other laws on bribery, corruption, and/or sexual bribery		Not aware of any laws related to bribery, corruption and/or sexual bribery	
Central Province	20	12%	11	17%	12	12%	16	24%	94	15%
Eastern Province	14	8%	8	13%	8	8%	8	12%	55	9%
Northern Province	12	7%	1	2%	5	5%	9	13%	39	6%
Southern Province	31	18%	14	22%	10	10%	8	12%	102	17%
Western Province	59	34%	16	25%	32	33%	21	31%	190	31%
North Western Province	6	3%	3	5%	11	11%	1	1%	42	7%
North Central Province	8	5%	5	8%	5	5%	2	3%	24	4%
Uva Province	12	7%	2	3%	3	3%	2	3%	30	5%
Sabaragamuwa Province	10	6%	4	6%	12	12%	1	1%	34	6%
TOTAL	172	100%	64	100%	98	100%	68	100%	610	100%

*Note that the first responses provided by the respondent for the question is taken into consideration for the analysis.

Tabulation 61 - Are you aware of the following laws on bribery, corruption, and sexual bribery in Sri Lanka? - Employment status crosstabulation – Based on the first answer provided*

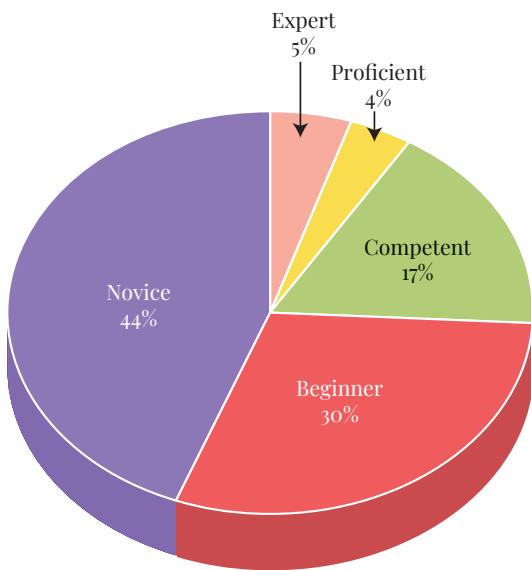
Respondents	Employed		Self-employed		Not employed (OR in between jobs)		Student		Other	
The Bribery Act No. 11 of 1954 (Bribery Act)	113	17%	18	17%	9	15%	24	18%	8	13%
Commission to Investigate Allegations of Bribery or Corruption Act No. 19 of 1994	39	6%	8	7%	8	14%	7	5%	2	3%
Penal Code of Sri Lanka	67	10%	8	7%	7	12%	13	10%	3	5%
Other laws on bribery, corruption, and/or sexual bribery	47	7%	6	6%	4	7%	7	5%	4	6%
Not aware of any laws related to bribery, corruption and/or sexual bribery	381	59%	67	63%	31	53%	84	62%	47	73%
TOTAL	647	100%	107	100%	59	100%	135	100%	64	100%

*Note that the first responses provided by the respondent for the question is taken into consideration for the analysis.



Tabulation 62 - How would you rate your knowledge on the above laws on bribery, corruption and sexual bribery in Sri Lanka?

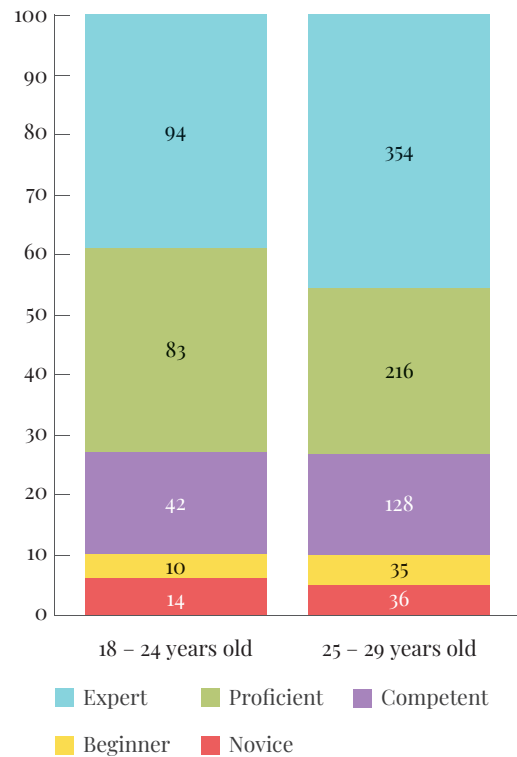
Respondents	Expert	Proficient	Competent	Beginner	Novice	TOTAL
	50	45	170	299	448	1012
	5%	4%	17%	30%	44%	100%



Out of the total sample respondents of 1012, 44% of the sample respondents stated that they are having an “Novice” level knowledge on the above laws on bribery, corruption and sexual bribery in Sri Lanka while only 5% stated that they only have a “Expert” level knowledge on the above laws on bribery, corruption and sexual bribery in Sri Lanka.

Tabulation 63 - How would you rate your knowledge on the above laws on bribery, corruption and sexual bribery in Sri Lanka? - Age crosstabulation

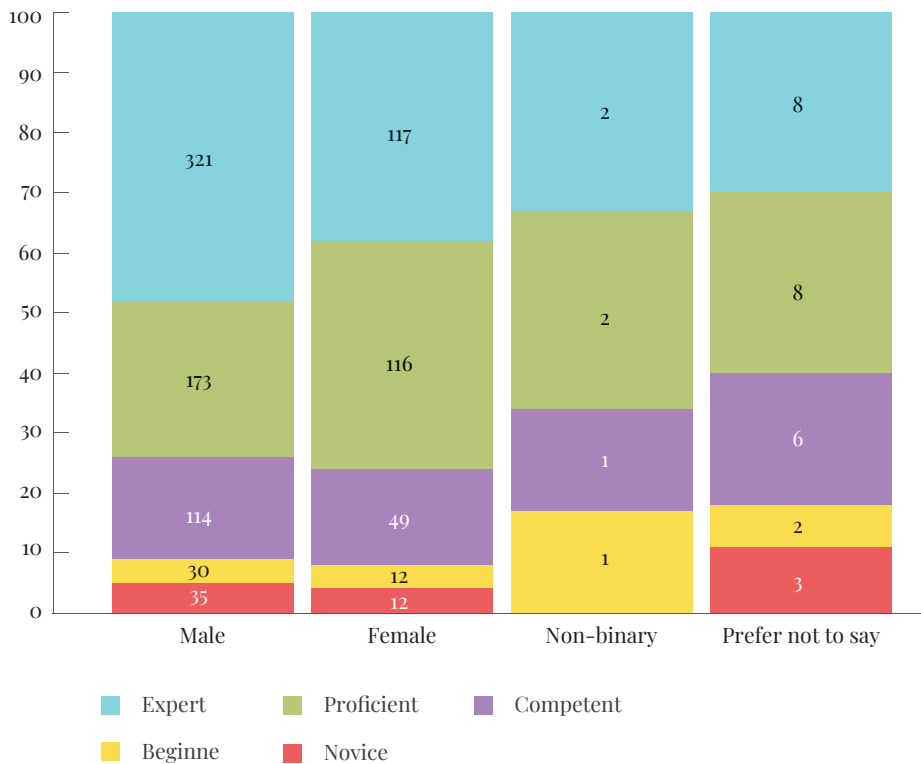
Respondents	18 – 24 years old		25 – 29 years old	
Expert	14	6%	36	5%
Proficient	10	4%	35	5%
Competent	42	17%	128	17%
Beginner	83	34%	216	28%
Novice	94	39%	354	46%
TOTAL	243	100%	769	100%



Out of the total sample respondents of 1012, when looking at the age crosstabulation of the question, majority of both the age categories of 18 – 24 years old and 25 – 29 years old which is 39% and 46% respectively stated that they have an “Novice” level knowledge on the above laws on bribery, corruption and sexual bribery in Sri Lanka.

Tabulation 64 - How would you rate your knowledge on the above laws on bribery, corruption and sexual bribery in Sri Lanka? - Sex crosstabulation

Respondents	Male		Female		Non-binary		Prefer not to say	
	Count	%	Count	%	Count	%	Count	%
Expert	35	5%	12	4%	-	0%	3	11%
Proficient	30	4%	12	4%	1	17%	2	7%
Competent	114	17%	49	16%	1	17%	6	22%
Beginner	173	26%	116	38%	2	33%	8	30%
Novice	321	48%	117	38%	2	33%	8	30%
TOTAL	673	100%	306	100%	6	100%	27	100%



Out of the total sample respondents of 1012, when looking at the sex crosstabulation of the question, majority of the male respondents which accounted to 48% stated that they have an “Novice” level knowledge on the above laws on bribery, corruption and sexual

bribery in Sri Lanka. When looking at the female respondents 38% of the sample size each stated that they have an “Novice” level and a “Beginner” knowledge on the above laws on bribery, corruption and sexual bribery in Sri Lanka.

Tabulation 65 - How would you rate your knowledge on the above laws on bribery, corruption and sexual bribery in Sri Lanka? - Province crosstabulation

Response	Central Province	Eastern Province	Northern Province	Southern Province	Western Province	North Western Province	North Central Province	Uva Province	Sabaragamuwa Province
Expert	12	7	6	8	10	2	3	0	2
Proficient	7	5	6	10	11	2	0	2	2
Competent	32	23	14	15	56	9	6	7	8
Beginner	46	15	10	59	110	18	13	11	17
Novice	56	43	30	73	131	32	22	29	32

Based on the presented data majority of the individuals in each of the provinces stated that they only have a Novice rate your knowledge on the above laws on bribery, corruption and sexual bribery in Sri Lanka.

Tabulation 66 - How would you rate your knowledge on the above laws on bribery, corruption and sexual bribery in Sri Lanka? - Employment status crosstabulation

Respondents	Employed	Self-employed	Not employed (OR in between jobs)	Student	Other
Expert	27 4%	5 5%	5 8%	6 4%	7 11%
Proficient	28 4%	5 5%	2 3%	4 3%	6 9%
Competent	105 16%	13 12%	11 19%	30 22%	11 17%
Beginner	201 31%	39 36%	8 14%	38 28%	13 20%
Novice	286 44%	45 42%	33 56%	57 42%	27 42%
TOTAL	647 100%	107 100%	59 100%	135 100%	64 100%



Based on the presented data majority of the individuals in all the employments categories (Employed and Self-employed), Not employed (OR in between jobs) and Student stated that their level of knowledge on the above laws on bribery, corruption and sexual bribery in Sri Lanka is at a “Novice” level.

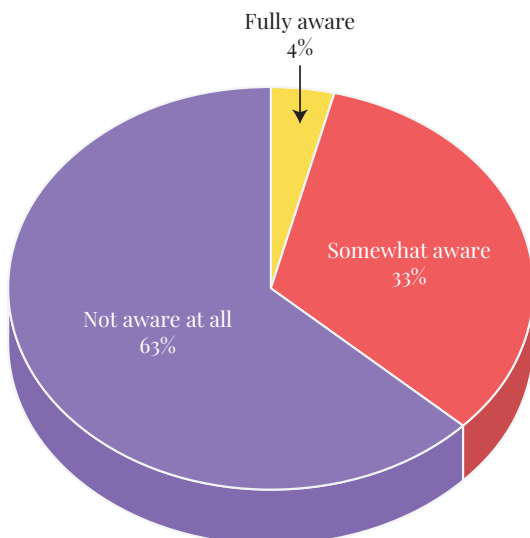
Open Government Partnership (OGP) – Sri Lanka joined the OGP in 2015, which is an initiative that encourages governments to make commitments to promote transparency, empower citizens, fight corruption, and harness new technologies in the country.

Tabulation 67 - Are you aware of the Open Government Partnership in Sri Lanka?

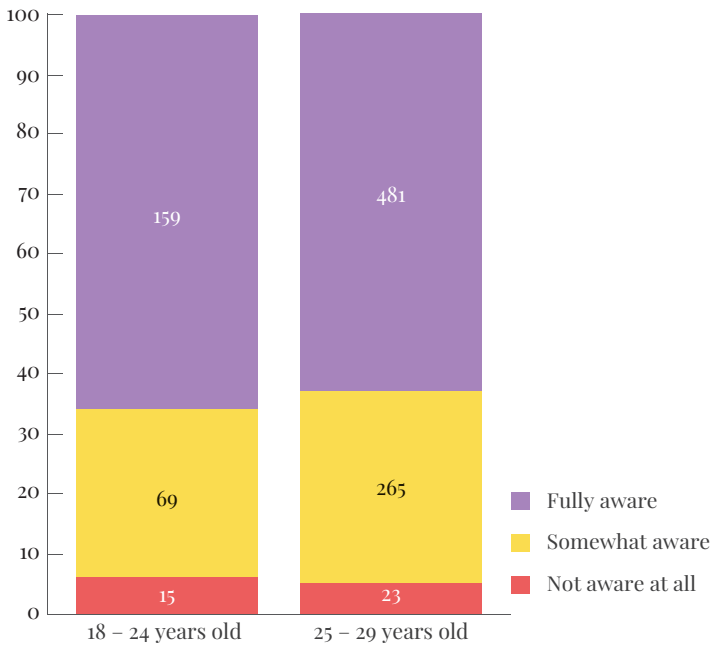
Respondents	Fully aware	Somewhat aware	Not aware at all	TOTAL
	38	334	640	1012
	4%	33%	63%	100%

Out of the total sample respondents of 1012, majority of the respondents stated that 63% of the total sample is “Not aware at all” about the Open Government Partnership in Sri Lanka, while only 4% of the sample is only “Fully aware” about the Open Government Partnership in Sri Lanka. 33% of the sample is “Somewhat aware” about the Open Government Partnership in Sri Lanka.

Tabulation 68 - Are you aware of the Open Government Partnership in Sri Lanka? - Age crosstabulation



Respondents	18 – 24 years old		25 – 29 years old	
Fully aware	15	6%	23	3%
Somewhat aware	69	28%	265	34%
Not aware at all	159	65%	481	63%
TOTAL	243	100%	769	100%



Out of the total sample respondents of 1012, when looking at the age crosstabulation of the question, when looking at the majority of both the male and the female respondent groups which accounts to 65% and 63% respectively stated that they are “Not aware at all” about the Open Government Partnership in Sri Lanka.

Tabulation 69 - Are you aware of the Open Government Partnership in Sri Lanka? - Sex crosstabulation

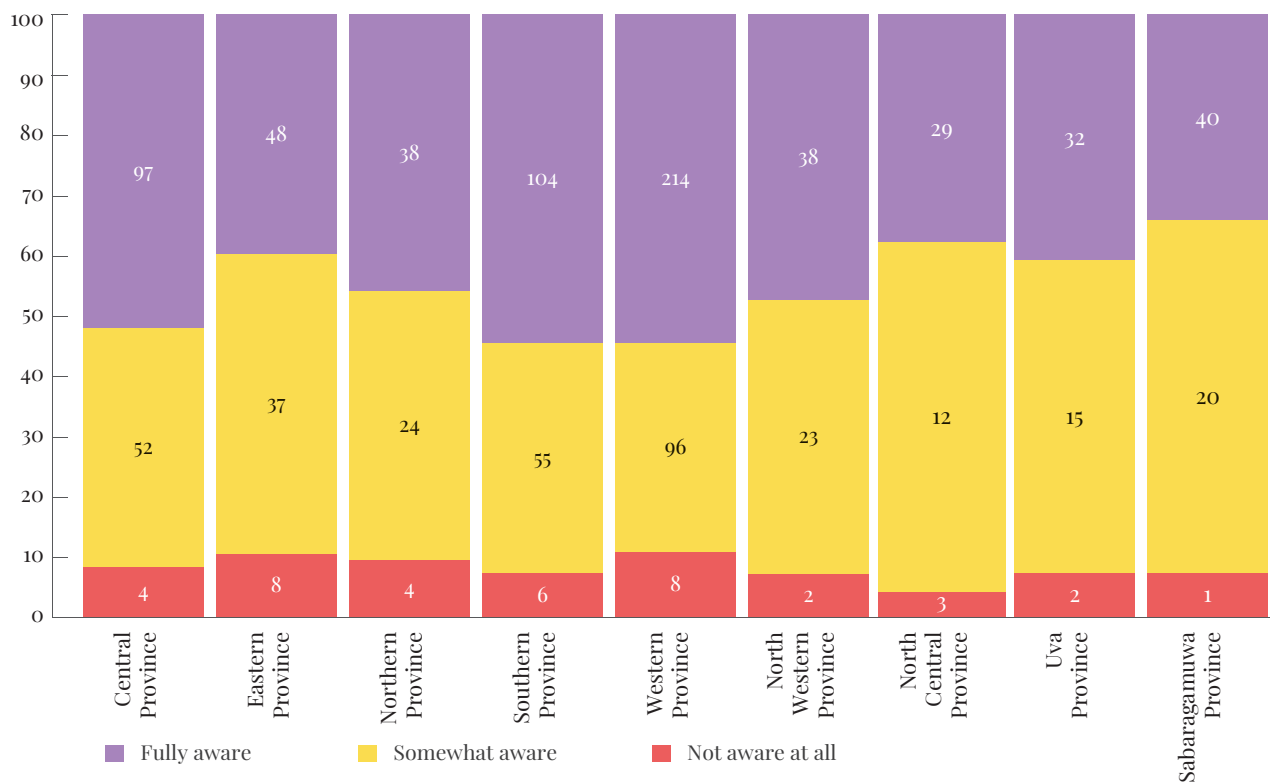
Respondents	Male	Female	Non-binary	Prefer not to say
Fully aware	29 4%	8 3%	- 0%	1 4%
Somewhat aware	214 32%	112 37%	1 17%	7 26%
Not aware at all	430 64%	186 61%	5 83%	19 70%
TOTAL	673 100%	306 100%	6 100%	27 100%



Out of the total sample respondents of 1012, when looking at the sex crosstabulation of the question, majority of both males and females which accounts to 64% and 61% respectively stated that they are “Not aware at all” about the Open Government Partnership in Sri Lanka.

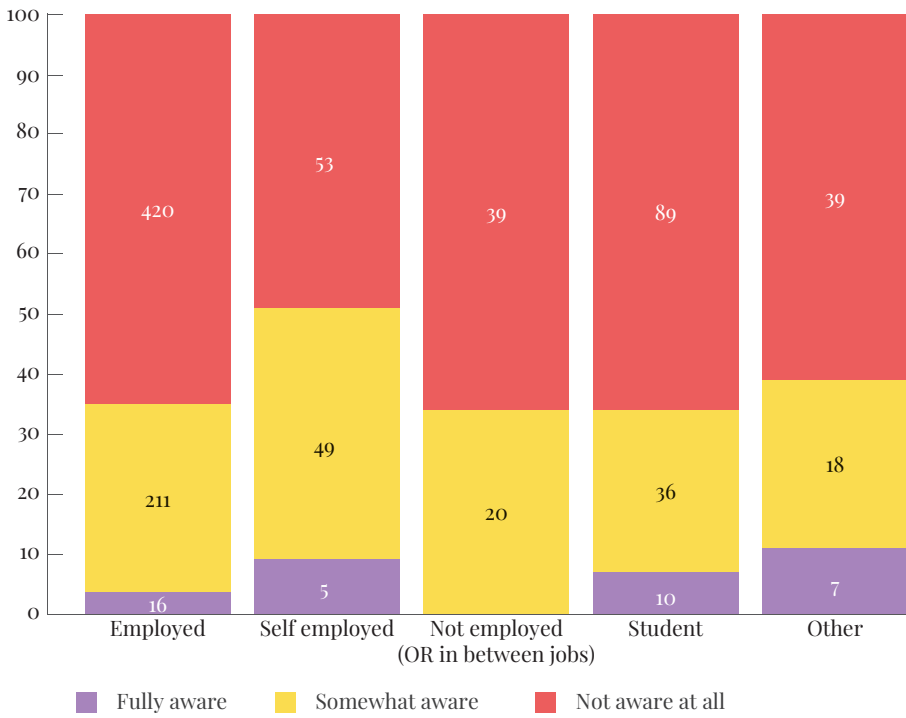
Tabulation 70 - Are you aware of the Open Government Partnership in Sri Lanka? - Province crosstabulation

Province	Fully aware	Somewhat aware	Not aware at all
Central Province	4 (11%)	52 (16%)	97 (15%)
Eastern Province	8 (21%)	37 (11%)	48 (8%)
Northern Province	4 (11%)	24 (7%)	38 (6%)
Southern Province	6 (16%)	55 (16%)	104 (16%)
Western Province	8 (21%)	96 (29%)	214 (33%)
North Western Province	2 (5%)	23 (7%)	38 (6%)
North Central Province	3 (8%)	12 (4%)	29 (5%)
Uva Province	2 (5%)	15 (4%)	32 (5%)
Sabaragamuwa Province	1 (3%)	20 (6%)	40 (6%)
TOTAL	38 (100%)	334 (100%)	640 (100%)



Tabulation 71 - Are you aware of the Open Government Partnership in Sri Lanka? - Employment status crosstabulation

Respondents	Employed	Self-employed	Not employed (OR in between jobs)	Student	Other
Fully aware	16 (2%)	5 (5%)	- (0%)	10 (7%)	7 (11%)
Somewhat aware	211 (33%)	49 (46%)	20 (34%)	36 (27%)	18 (28%)
Not aware at all	420 (65%)	53 (50%)	39 (66%)	89 (66%)	39 (61%)
TOTAL	647 (100%)	107 (100%)	59 (100%)	135 (100%)	64 (100%)

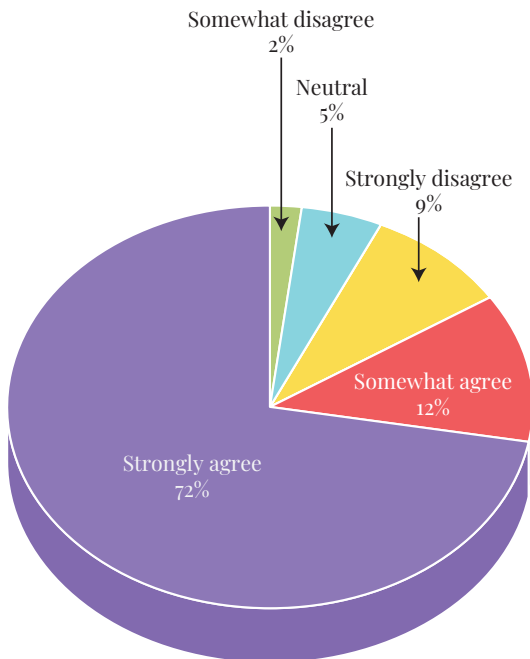


Based on the presented data majority of the individuals in all the employments categories (Employed and Self-employed), Not employed (OR in between jobs) and Student stated that they are not aware at all of the Open Government Partnership in Sri Lanka.

Tabulation 72 - Are you in agreement with introducing a zero-tolerance policy for bribery, corruption and sexual bribery in public sector services?

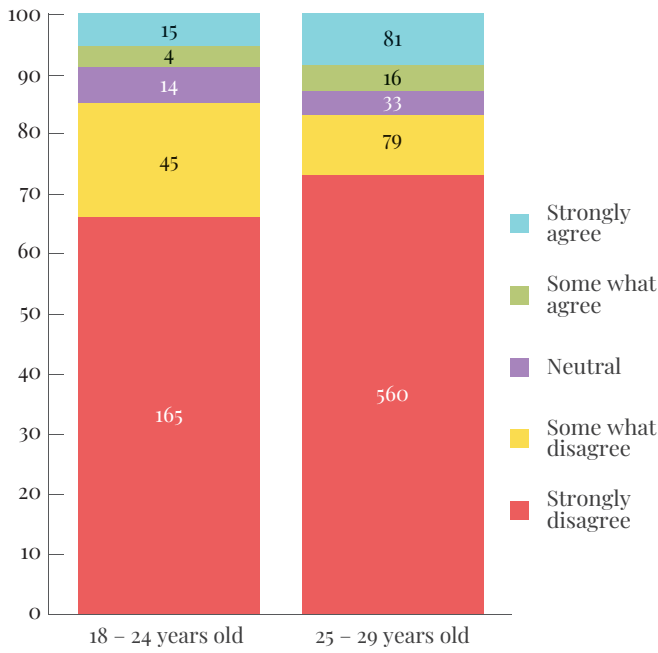
Respondents	Strongly agree	Somewhat agree	Neutral	Somewhat disagree	Strongly disagree	TOTAL
	725	124	47	20	96	1012
	72%	12%	5%	2%	9%	100%

Out of the total sample respondents of 1012, majority of the respondents which accounts to 72% stated that they “Strongly agree” with introducing a zero-tolerance policy for bribery, corruption and sexual bribery in public sector services. Only 9% of the respondents stated that “Strongly disagree” with introducing a zero-tolerance policy for bribery, corruption and sexual bribery in public sector services.



Tabulation 73 - Are you in agreement with introducing a zero-tolerance policy for bribery, corruption and sexual bribery in public sector services? - Age crosstabulation

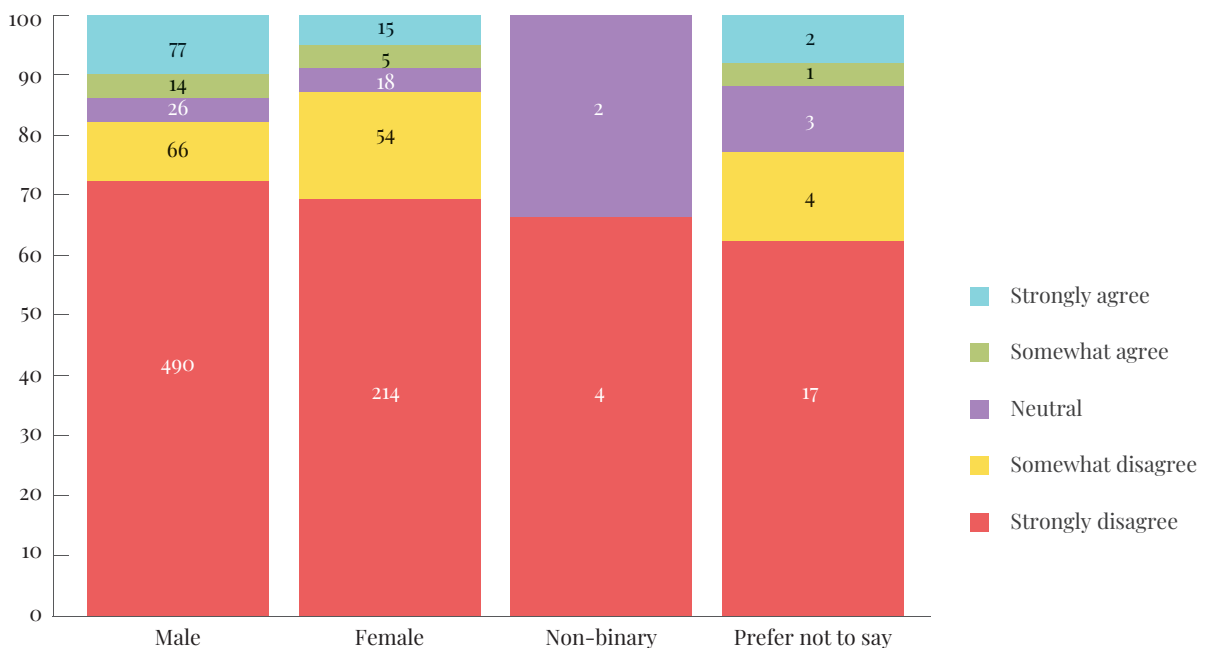
Respondents	18 – 24 years old		25 – 29 years old	
Strongly agree	165	68%	560	73%
Somewhat agree	45	19%	79	10%
Neutral	14	6%	33	4%
Somewhat disagree	4	2%	16	2%
Strongly disagree	15	6%	81	11%
TOTAL	243	100%	769	100%



Out of the total sample respondents of 1012, when looking at the age crosstabulation of the question, majority of the both the 18 – 24 years old and 25 – 29 years old categorises which accounts to 68% and 73% respectively stated that they “Strongly agree” with introducing a zero-tolerance policy for bribery, corruption and sexual bribery in public sector services.

Tabulation 74 - Are you in agreement with introducing a zero-tolerance policy for bribery, corruption and sexual bribery in public sector services? - Sex crosstabulation

Respondents	Male		Female		Non-binary		Prefer not to say	
	Count	%	Count	%	Count	%	Count	%
Strongly agree	490	73%	214	70%	4	67%	17	63%
Somewhat agree	66	10%	54	18%	-	0%	4	15%
Neutral	26	4%	18	6%	-	0%	3	11%
Somewhat disagree	14	2%	5	2%	-	0%	1	4%
Strongly disagree	77	11%	15	5%	2	33%	2	7%
TOTAL	673	100%	306	100%	6	100%	27	100%



Out of the total sample respondents of 1012, when looking at the sex crosstabulation of the question, majority of the both the males and females categorises which accounts to 73% and 70% respectively stated

that they “Strongly agree” with introducing a zero-tolerance policy for bribery, corruption and sexual bribery in public sector services.

Tabulation 75 - Are you in agreement with introducing a zero-tolerance policy for bribery, corruption and sexual bribery in public sector services? - Province crosstabulation

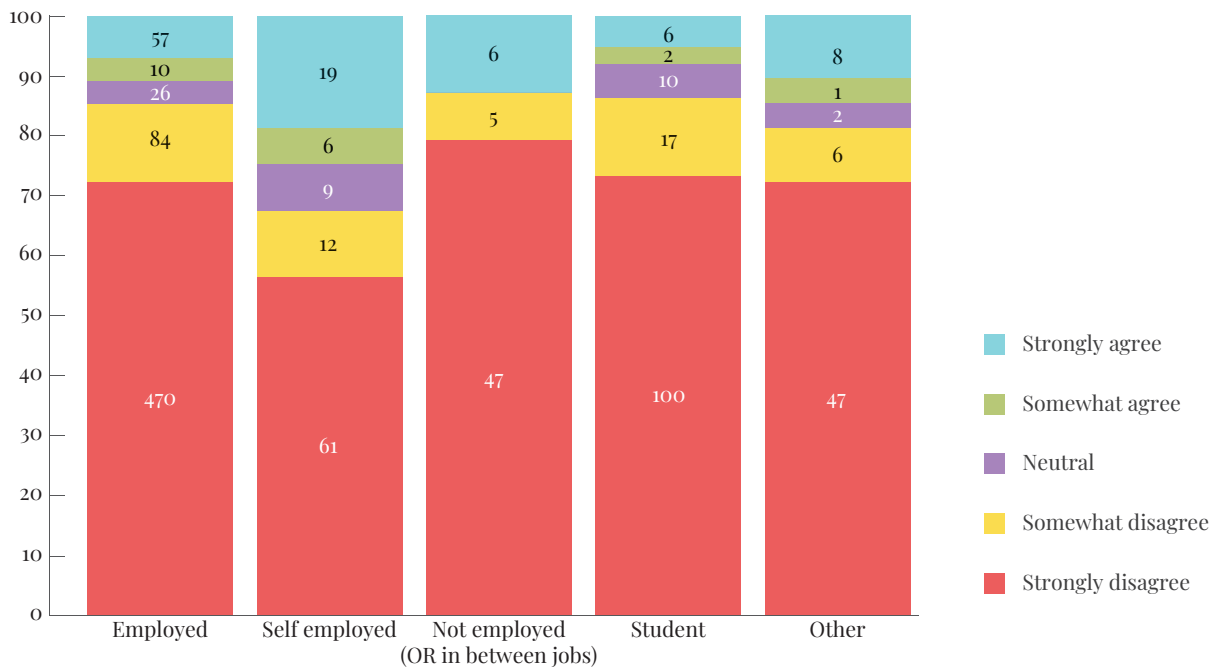
Response	Central Province	Eastern Province	Northern Province	Southern Province	Western Province	North Western Province	North Central Province	Uva Province	Sabaragamuwa Province
Strongly agree	96	55	37	115	256	46	32	39	49
Somewhat agree	28	7	6	25	31	9	8	4	6
Neutral	13	12	6	7	7	1	-	1	-
Somewhat disagree	2	4	4	6	3	-	-	-	1
Strongly disagree	14	15	13	12	21	7	4	5	5

Based on the presented data majority of the individuals in each of the provinces stated that they strongly agree agreement with introducing a

zero-tolerance policy for bribery, corruption and sexual bribery in public sector services.

Tabulation 76 - Are you in agreement with introducing a zero-tolerance policy for bribery, corruption and sexual bribery in public sector services? - Employment status crosstabulation

Respondents	Employed		Self-employed		Not employed (OR in between jobs)		Student		Other	
Strongly agree	470	73%	61	57%	47	80%	100	74%	47	73%
Somewhat agree	84	13%	12	11%	5	8%	17	13%	6	9%
Neutral	26	4%	9	8%	-	0%	10	7%	2	3%
Somewhat disagree	10	2%	6	6%	1	2%	2	1%	1	2%
Strongly disagree	57	9%	19	18%	6	10%	6	4%	8	13%
TOTAL	647	100%	107	100%	59	100%	135	100%	64	100%



Based on the presented data majority of the individuals in all the employments categories (Employed and Self-employed), Not employed (OR in between jobs) and Student stated that they are in

agreement with introducing a zero-tolerance policy for bribery, corruption and sexual bribery in public sector services.

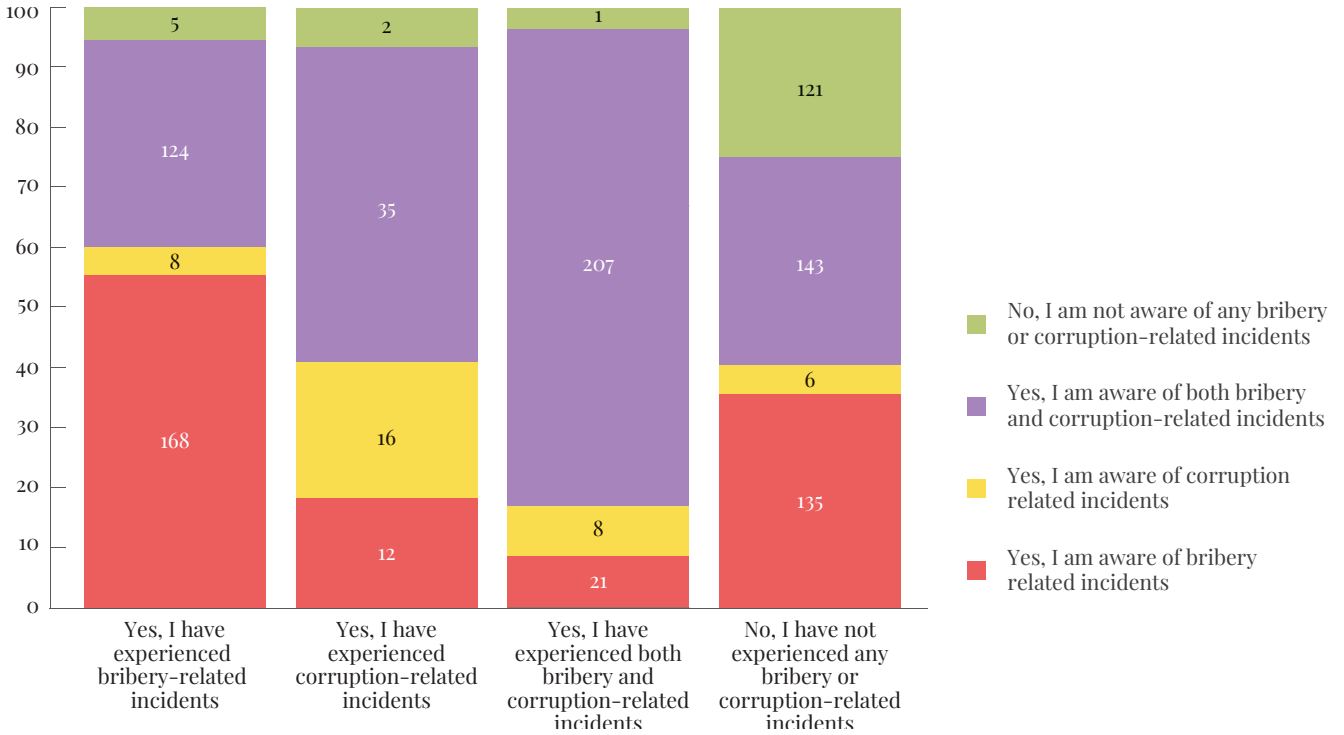
Cross Tabulations of the research questions

Tabulation 77 - Are you aware of any incidents related to bribery or corruption when obtaining public sector services? Vs. Have you experienced any incidents of bribery or corruption when obtaining public sector services?

Response	Yes, I have experienced bribery-related incidents		Yes, I have experienced corruption-related incidents		Yes, I have experienced both bribery and corruption-related incidents		No, I have not experienced any bribery or corruption-related incidents	
Yes, I am aware of bribery-related incidents	168	17%	12	1%	21	2%	135	13%
Yes, I am aware of corruption-related incidents	8	1%	16	2%	8	1%	6	1%
Yes, I am aware of both bribery and corruption-related incidents	124	12%	35	3%	207	20%	143	14%
No, I am not aware of any bribery or corruption-related incidents	5	0.5%	2	0.2%	1	0.1%	121	12%
TOTAL	305		65		237		405	

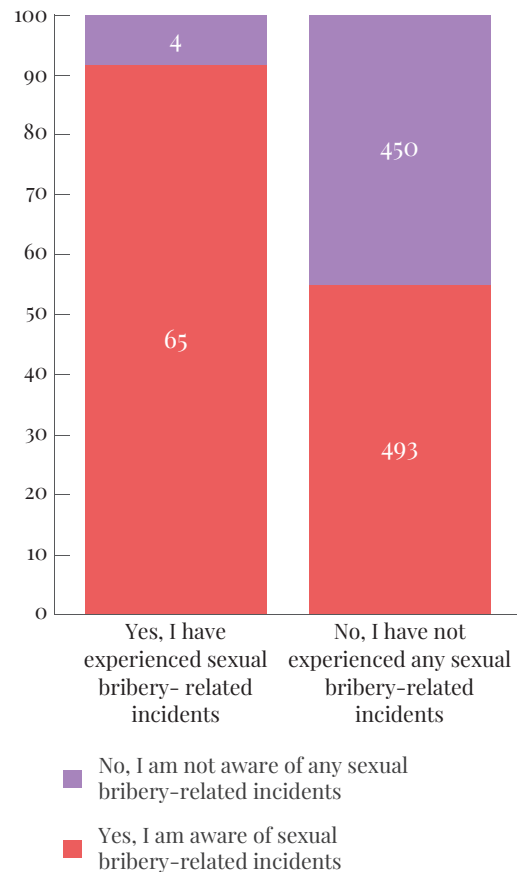
Out of the total sample respondents of 1012, when looking at the crosstabulation between Are you aware of any incidents related to bribery or corruption when obtaining public sector services? Vs. Have you experienced any incidents of bribery or corruption

when obtaining public sector services? Majority of the sample which accounts to 20% stated “Yes, I am aware of both bribery and corruption-related incidents” and also “Yes, I have experienced both bribery and corruption - related incidents”.



Tabulation 78 - Are you aware of any incidents related to sexual bribery when obtaining public sector services? Vs. Have you experienced any incidents of sexual bribery when obtaining public sector services?

Respondents	Yes, I have experienced sexual bribery-related incidents		No, I have not experienced any sexual bribery-related incidents	
Yes, I am aware of sexual bribery-related incidents	65	6%	493	49%
No, I am not aware of any sexual bribery-related incidents	4	0.4%	450	44%
TOTAL	69		943	

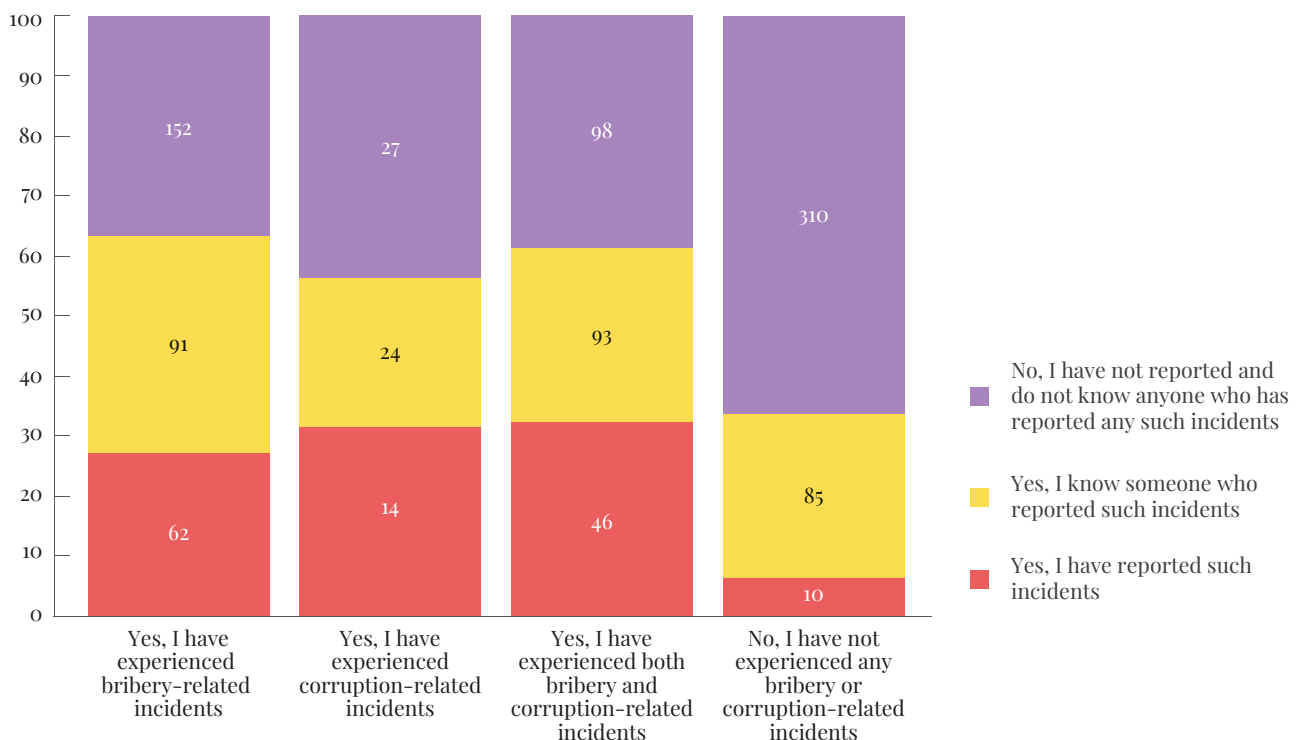


Out of the total sample respondents of 1012, when looking at the crosstabulation between Are you aware of any incidents related to sexual bribery when obtaining public sector services? Vs. Have you experienced any incidents of sexual bribery when

obtaining public sector services? Majority of the sample which accounts to 49% stated that “Yes, I am aware of sexual bribery-related incidents” and also “No, I have not experienced any sexual bribery-related incidents”.

Tabulation 79 - Have you experienced any incidents of bribery or corruption when obtaining public sector services? Vs. Have you reported or know anyone who has reported any incidents related to bribery, corruption, or sexual bribery when obtaining public sector services?

Respondents	Yes, I have reported such incidents		Yes, I know someone who reported such incidents		No, I have not reported and do not know anyone who has reported any such incidents	
Yes, I have experienced bribery-related incidents	62	6%	91	9%	152	15%
Yes, I have experienced corruption-related incidents	14	1%	24	2%	27	3%
Yes, I have experienced both bribery and corruption-related incidents	46	5%	93	9%	98	10%
No, I have not experienced any bribery or corruption-related incidents	10	1%	85	8%	310	31%
TOTAL	132		293		587	

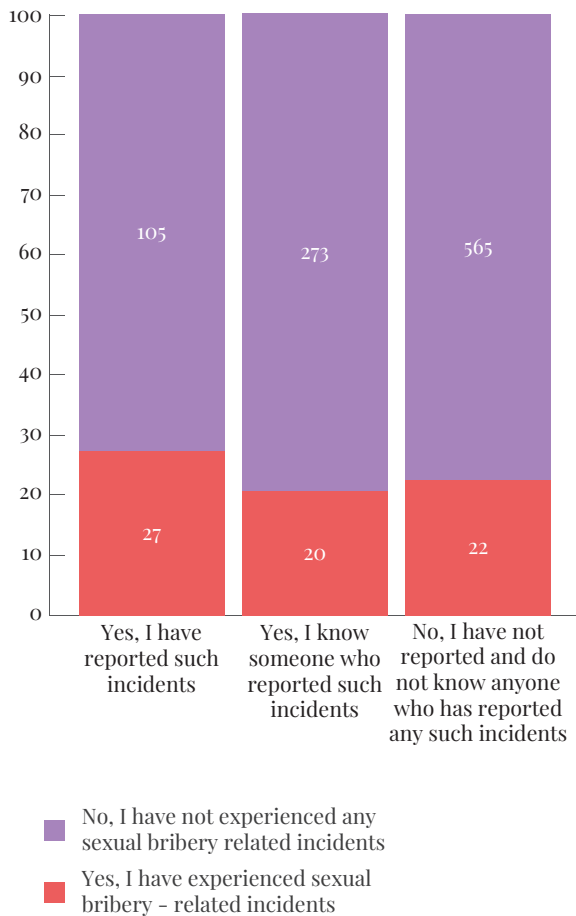


Out of the total sample respondents of 1012, when looking at the crosstabulation between Have you experienced any incidents of bribery or corruption when obtaining public sector services? Vs. Have you reported or know anyone who has reported any incidents related to bribery, corruption, or

sexual bribery when obtaining public sector services? Majority of the sample which accounts to 31% stated that “No, I have not experienced any bribery or corruption-related incidents” and also “No, I have not reported and do not know anyone who has reported any such incidents”.

Tabulation 80 - Have you experienced any incidents of sexual bribery when obtaining public sector services? Vs. Have you reported or know anyone who has reported any incidents related to bribery, corruption, or sexual bribery when obtaining public sector services?

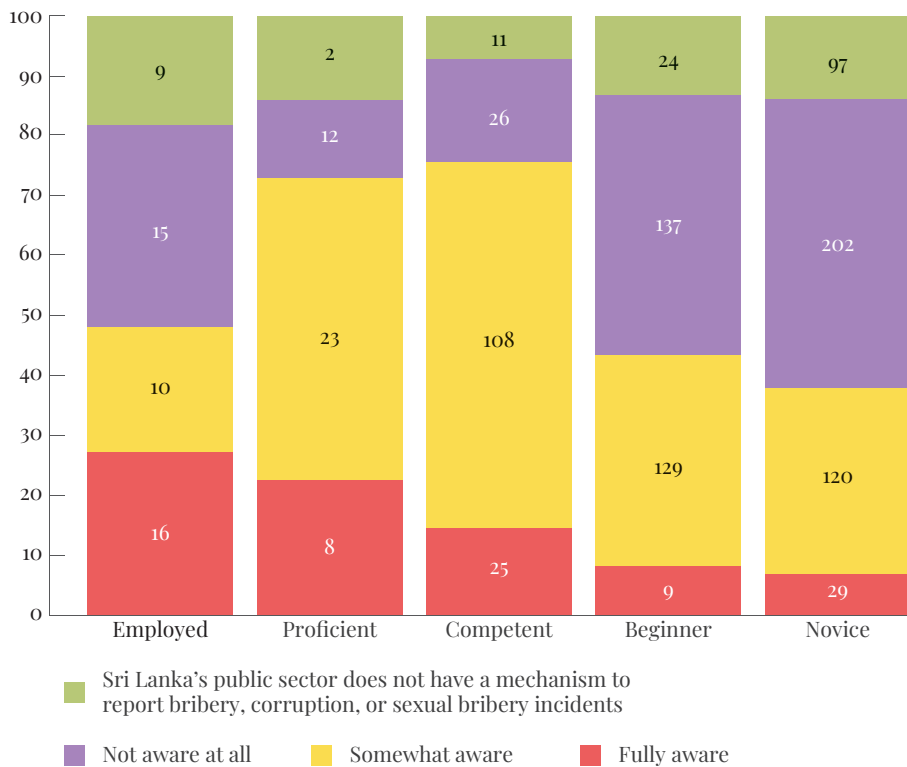
Response	Yes, I have reported such incidents		Yes, I know someone who reported such incidents		No, I have not reported and do not know anyone who has reported any such incidents	
Yes, I have experienced sexual bribery-related incidents	27	3%	20	2%	22	2%
No, I have not experienced any sexual bribery-related incidents	105	10%	273	27%	565	56%
TOTAL	132		293		587	



Out of the total sample respondents of 1012, when looking at the crosstabulation between Have you experienced any incidents of sexual bribery when obtaining public sector services? Vs. Have you reported or know anyone who has reported any incidents related to bribery, corruption, or sexual bribery when obtaining public sector services? Majority of the sample which accounts to 56% stated that “No, I have not experienced any sexual bribery-related incidents” and also “No, I have not reported and do not know anyone who has reported any such incidents”.

Tabulation 81 - Are you aware of mechanisms available to report incidents of bribery, corruption or sexual bribery when obtaining public sector services? Vs. How would you rate your knowledge on the above laws on bribery, corruption and sexual bribery in Sri Lanka?

Response	Expert		Proficient		Competent		Beginner		Novice	
Fully aware	16	2%	8	1%	25	2%	9	1%	29	3%
Somewhat aware	10	1%	23	2%	108	11%	129	13%	120	12%
Not aware at all	15	1%	12	1%	26	3%	137	14%	202	20%
Sri Lanka's public sector does not have a mechanism to report bribery, corruption, or sexual bribery incidents	9	1%	2	0.2%	11	1%	24	2%	97	10%
TOTAL	50		45		170		299		448	

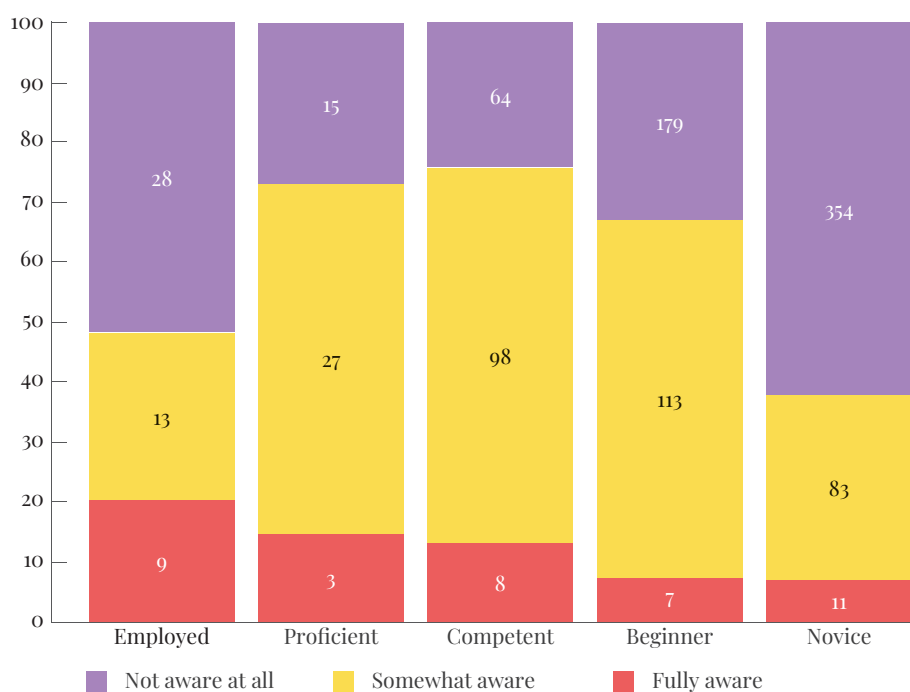


Out of the total sample respondents of 1012, when looking at the crosstabulation between awareness of mechanisms available to report incidents of bribery, corruption or sexual bribery when obtaining public sector services? Vs. How would you rate your knowledge on the above laws on bribery, corruption and sexual bribery in Sri Lanka, majority of the respondents which accounts to 20%

stated that they are no aware at all on the mechanisms available to report incidents of bribery, corruption or sexual bribery when obtaining public sector services and they have a Novice understanding on the above laws on bribery, corruption and sexual bribery in Sri Lanka.

Tabulation 82 - Are you aware of the Open Government Partnership in Sri Lanka? Vs. How would you rate your knowledge on the above laws on bribery, corruption and sexual bribery in Sri Lanka?

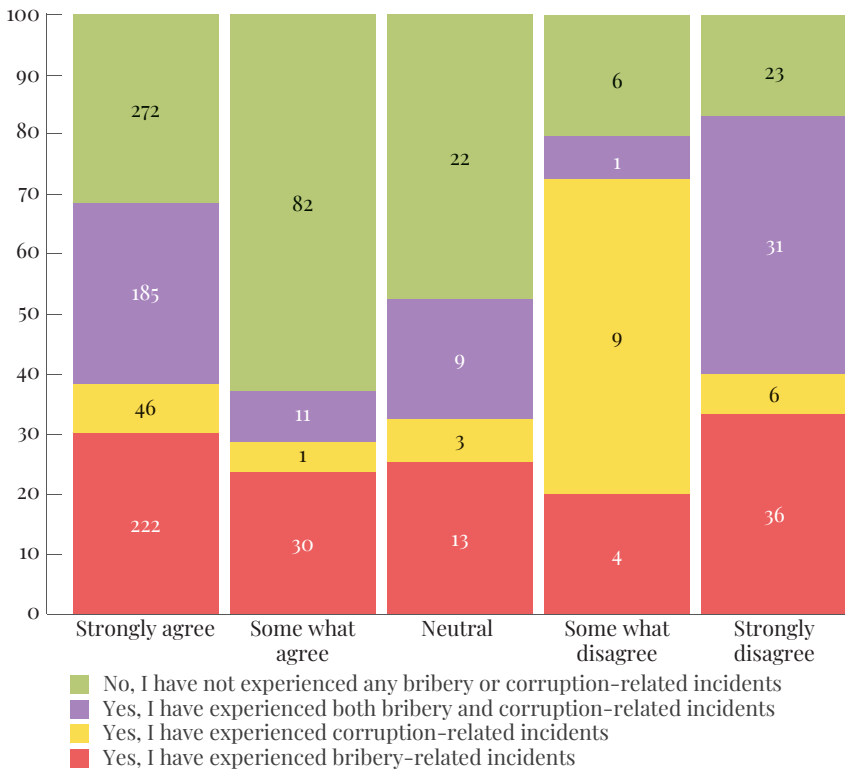
Response	Expert		Proficient		Competent		Beginner		Novice	
Fully aware	9	1%	3	0.3%	8	1%	7	1%	11	1%
Somewhat aware	13	1%	27	3%	98	10%	113	11%	83	8%
Not aware at all	28	3%	15	1%	64	6%	179	18%	354	35%
TOTAL	50		45		170		299		448	



Out of the total sample respondents of 1012, when looking at the crosstabulation between awareness of the Open Government Partnership in Sri Lanka? Vs. How would you rate your knowledge on the above laws on bribery, corruption and sexual bribery in Sri Lanka, 35% of the sample stated that they are not aware at all on the Open Government Partnership in Sri Lanka and their knowledge on the above laws on bribery, corruption and sexual bribery in Sri Lanka is novice.

Tabulation 83 - Are you in agreement with introducing a zero-tolerance policy for bribery, corruption and sexual bribery in public sector services? Vs. Have you experienced any incidents of bribery or corruption when obtaining public sector services?

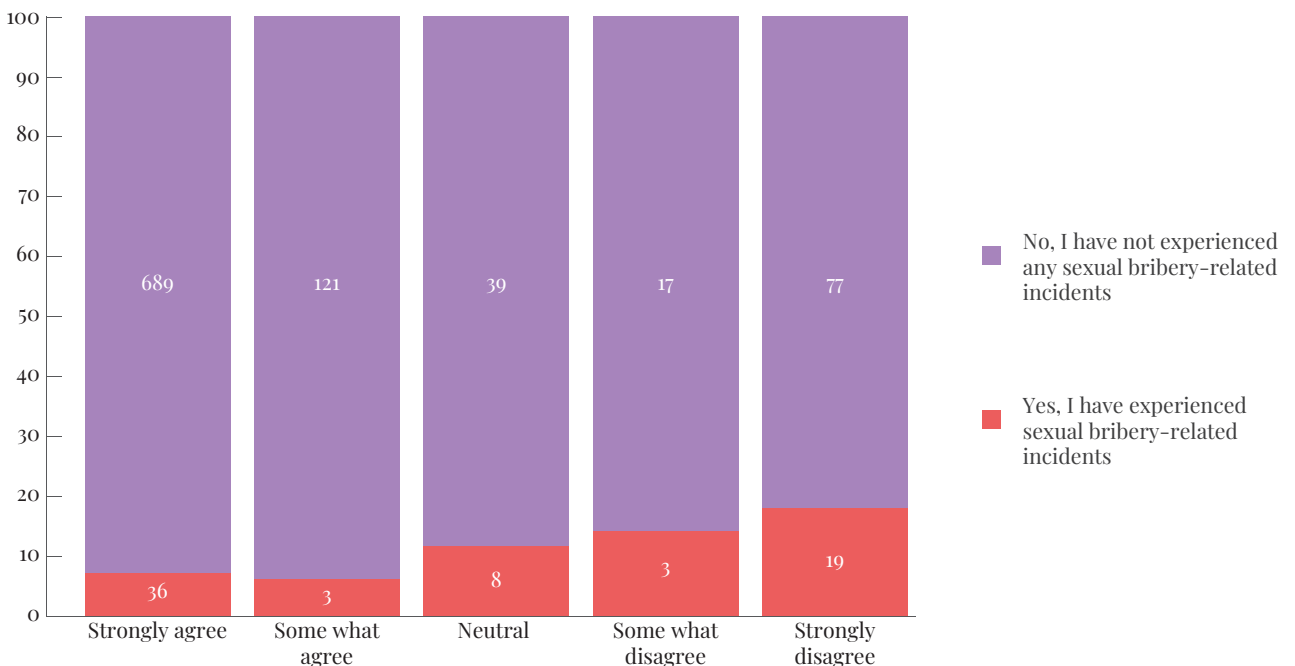
Response	Strongly agree		Somewhat agree		Neutral		Somewhat disagree		Strongly disagree	
Yes, I have experienced bribery-related incidents	222	22%	30	3%	13	1%	4	0.4%	36	4%
Yes, I have experienced corruption-related incidents	46	5%	1	0.1%	3	0.3%	9	1%	6	1%
Yes, I have experienced both bribery and corruption-related incidents	185	18%	11	1%	9	1%	1	0.1%	31	3%
No, I have not experienced any bribery or corruption-related incidents	272	27%	82	8%	22	2%	6	1%	23	2%
TOTAL	725		124		47		20		96	



Out of the total sample respondents of 1012, when looking at the crosstabulation between introducing a zero-tolerance policy for bribery, corruption and sexual bribery in public sector services? Vs. Have you experienced any incidents of bribery or corruption when obtaining public sector services? majority of the individuals which accounts to 27% stated that they have not experienced any bribery or corruption-related incidents however they strongly agree with the introducing a zero-tolerance policy for bribery, corruption and sexual bribery in public sector services

Tabulation 84 - Are you in agreement with introducing a zero-tolerance policy for bribery, corruption and sexual bribery in public sector services? Vs. Have you experienced any incidents of sexual bribery when obtaining public sector services?

Response	Strongly agree	Somewhat agree	Neutral	Somewhat disagree	Strongly disagree
Yes, I have experienced sexual bribery-related incidents	36 4%	3 0.3%	8 1%	3 0.3%	19 2%
No, I have not experienced any sexual bribery-related incidents	689 68%	121 12%	39 4%	17 2%	77 8%
TOTAL	725	124	47	20	96

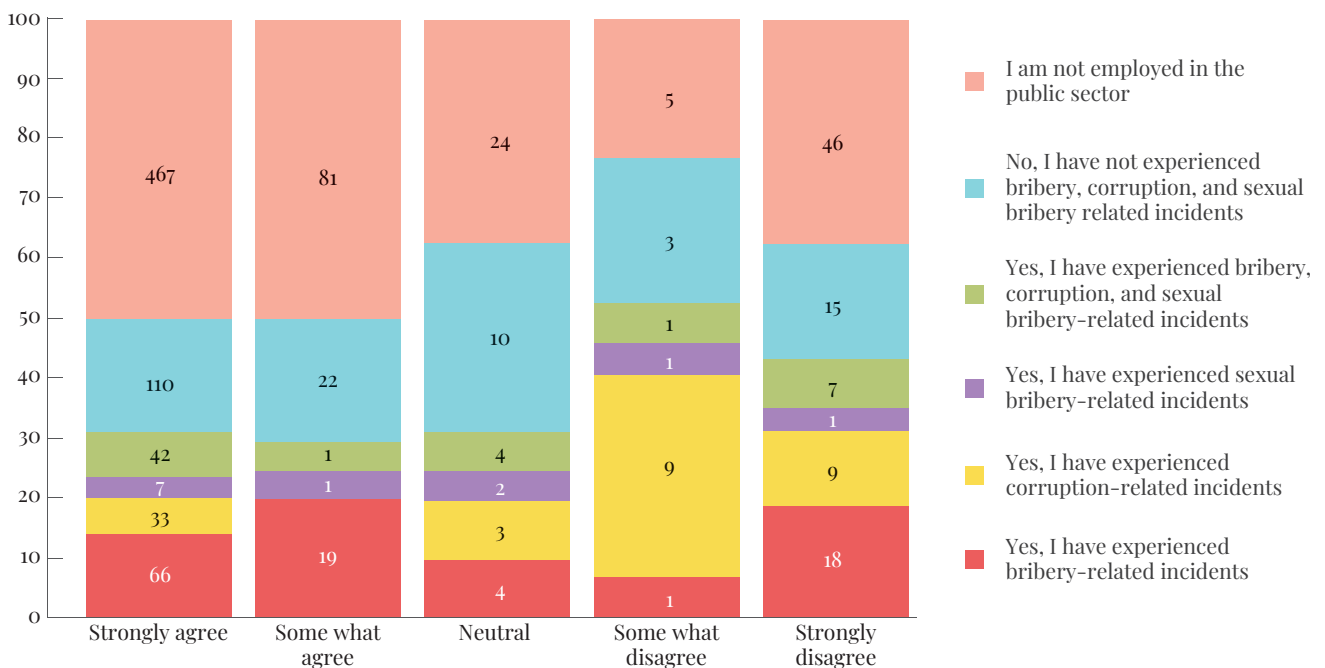


Out of the total sample respondents of 1012, when looking at the crosstabulation between Are you in agreement with introducing a zero-tolerance policy for bribery, corruption and sexual bribery in public sector services? Vs. Have you experienced any incidents of sexual bribery when obtaining public

sector services? majority of the respondents which account to 68% stated that “No, I have not experienced any sexual bribery-related incidents” and also “Strongly disagree” with introducing a zero-tolerance policy for bribery, corruption and sexual bribery in public sector services.

Tabulation 85 - Are you in agreement with introducing a zero-tolerance policy for bribery, corruption and sexual bribery in public sector services? Vs. If you are employed in the public sector, have you experienced any incidents related to bribery, corruption, or sexual bribery within your workplace?

Response	Strongly agree		Somewhat agree		Neutral		Somewhat disagree		Strongly disagree	
Yes, I have experienced bribery-related incidents	66	7%	19	2%	4	0.4%	1	0.1%	18	2%
Yes, I have experienced corruption-related incidents	33	3%	-	0.0%	3	0.3%	9	1%	9	1%
Yes, I have experienced sexual bribery-related incidents	7	1%	1	0.1%	2	0.2%	1	0.1%	1	0.1%
Yes, I have experienced bribery, corruption, and sexual bribery-related incidents	42	4%	1	0.1%	4	0.4%	1	0.1%	7	1%
No, I have not experienced bribery, corruption, and sexual bribery related incidents	110	11%	22	2%	10	1%	3	0.3%	15	1%
I am not employed in the public sector	467	46%	81	8%	24	2%	5	0.5%	46	5%
TOTAL	725		124		47		20		96	

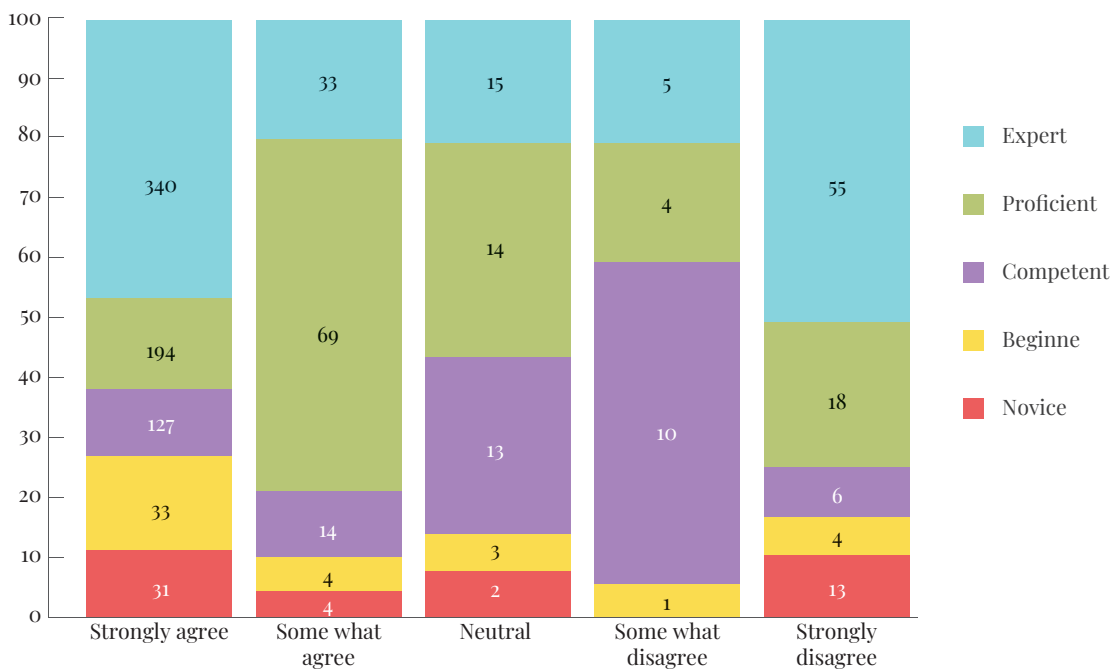


Out of the total sample respondents of 1012, when looking at the crosstabulation between agreeing with introducing a zero-tolerance policy for bribery, corruption and sexual bribery in public sector services? Vs. If you are employed in the public sector, have you experienced any incidents related to bribery, corruption, or sexual bribery within your

workplace? out of the majority who are employed who are employed in the public sector which is 11% have not experienced bribery, corruption, and sexual bribery related incidents and they strongly agree with introducing a zero-tolerance policy for bribery, corruption and sexual bribery in public sector services.

Tabulation 86 - Are you in agreement with introducing a zero-tolerance policy for bribery, corruption and sexual bribery in public sector services? Vs. How would you rate your knowledge on the above laws on bribery, corruption and sexual bribery in Sri Lanka?

Response	Strongly agree	Somewhat agree	Neutral	Somewhat disagree	Strongly disagree					
Expert	31	3%	4	0.4%	2	0.2%	-	0.0%	13	1%
Proficient	33	3%	4	0.4%	3	0.3%	1	0.1%	4	0.4%
Competent	127	13%	14	1%	13	1%	10	1%	6	1%
Beginner	194	19%	69	7%	14	1%	4	0.4%	18	2%
Novice	340	34%	33	3%	15	1%	5	0.5%	55	5%
TOTAL	725		124		47		20		96	



Out of the total sample respondents of 1012, when looking at the crosstabulation between agreeing with introducing a zero-tolerance policy for bribery, corruption and sexual bribery in public sector services? Vs. How would you rate your knowledge on the above laws on bribery, corruption and sexual bribery in Sri Lanka majority of the individuals

stated that accounts to 34% stated that they strongly agree with introduction of a zero-tolerance policy for bribery, corruption and sexual bribery in public sector services and their knowledge on the laws on bribery, corruption and sexual bribery in Sri Lanka is novice level.

ANNEXURE I – QUESTIONNAIRE

Centre for Equality and Justice (CEJ) is a women’s organization with the mission of achieving gender justice. This survey aims specifically to understand the experiences of youth between the age of 18–29 years in relation to bribery, corruption, and sexual bribery when obtaining public sector services.

The research team will protect the privacy and confidentiality of the participants and the collected data, while using an evaluation process that is culturally sensitive and ethically valid.

Definitions	
Bribery	Offering, promising, giving, accepting, or soliciting an advantage as an inducement for an action that is illegal, unethical, or a breach of trust. Inducements can include gifts, loans, fees, rewards, or other advantages e.g., tax exemptions, and sexual demands.
Corruption	The abuse of entrusted power for private gain
Sexual Bribery	A form of corruption where sex, rather than money, is the currency of the bribe.
Public Sector Services	Public goods and government services such as public education, health care, police, military, physical infrastructure, and those who work for the government.

Section 01 – Demographic Information

01. Age

- 18 – 24 years old
- 25 – 29 years old

02. Sex

- Male
- Female
- Non-binary
- Prefer not to say

03. Provincial and district level breakdown

- Central Province
 - Matale
 - Kandy
 - Nuwara Eliya

- Eastern Province
 - Trincomalee
 - Batticaloa
 - Ampara

- Northern Province
 - Jaffna
 - Kilinochchi
 - Mannar
 - Mullaitivu
 - Vavuniya

- Southern Province
 - Hambantota
 - Matara
 - Galle

Section 02 – Survey questions

- Western Province
 - Gampaha
 - Colombo
 - Kalutara
- North Western Province
 - Puttalam
 - Kurunegala
- North Central Province
 - Anuradhapura
 - Polonnaruwa
- Uva Province
 - Badulla
 - Monaragala
- Sabaragamuwa Province
 - Kegalle
 - Ratnapura

04. Employment status

(If you have multiple income sources, select the financially highest contributing employment)

- Employed
- Self-employed
- Not employed (OR in between jobs)
- Student
- Other

01. Are you aware of any incidents related to bribery or corruption when obtaining public sector services?

- Yes, I am aware of bribery-related incidents
- Yes, I am aware of corruption-related incidents
- Yes, I am aware of both bribery and corruption-related incidents
- No, I am not aware of any bribery or corruption-related incidents

02. Are you aware of any incidents related to sexual bribery when obtaining public sector services?

- Yes, I am aware of sexual bribery-related incidents
- No, I am not aware of any sexual bribery-related incidents

03. Have you experienced any incidents of bribery or corruption when obtaining public sector services?

- Yes, I have experienced bribery-related incidents
- Yes, I have experienced corruption-related incidents
- Yes, I have experienced both bribery and corruption-related incidents
- No, I have not experienced any bribery or corruption-related incidents

04. Have you experienced any incidents of sexual bribery when obtaining public sector services?
- Yes, I have experienced sexual bribery-related incidents
 - No, I have not experienced any sexual bribery-related incidents
05. Have you reported or know anyone who has reported any incidents related to bribery, corruption, or sexual bribery when obtaining public sector services?
- Yes, I have reported such incidents
 - Yes, I know someone who reported such incidents
 - No, I have not reported and do not know anyone who has reported any such incidents
06. If you are employed in the public sector, have you experienced any incidents related to bribery, corruption, or sexual bribery within your workplace?
- Yes, I have experienced bribery-related incidents
 - Yes, I have experienced corruption-related incidents
 - Yes, I have experienced sexual bribery-related incidents
 - Yes, I have experienced bribery, corruption, and sexual bribery-related incidents
 - No, I have not experienced bribery, corruption, and sexual bribery related incidents
 - I am not employed in the public sector
07. Do you know anyone employed in the public sector who has experienced any incidents related bribery, corruption, and sexual bribery within their workplace?
- Yes, I know someone who experienced bribery-related incidents
 - Yes, I know someone who experienced corruption-related incidents
 - Yes, I know someone who experienced sexual bribery-related incidents
 - Yes, I know someone who experienced bribery, corruption, and sexual bribery- related incidents
 - No, I do not know anyone who experienced bribery, corruption and sexual bribery related incidents
08. Based on your experience, what are the specific sectors where there is a high occurrence of bribery and corruption related incidents when obtaining public sector services? (Select the top 5 services)
- Health sector services
 - Education sector services
 - Transport sector services
 - Public utility services (E.g. – Electricity, water)
 - Justice sector services (E.g.: Police, law/judiciary, legal profession)
 - Administrative service (E.g. – Grama Niladhari, District Secretariat, Labor Department)
 - Military forces and related services
 - Land and housing sector services

- Finance sector services (E.g. - Banks, Inland Revenue)
- Environment sector services (E.g. - Forestry, Wildlife)
- Sanitation sector services - (E.g. - Waste disposal)
- No specific sector identified
- Not aware of any bribery, corruption and sexual bribery related incidents in above sector

Experienced incidents in obtaining other services (Please fill in below)

09. Based on your experience, what are the specific sectors where there is a high occurrence of sexual bribery related incidents when obtaining public sector services? (Select the top 5 services)

- Health sector services
- Education sector services
- Transport sector services
- Public utility services (E.g. - Electricity, water)
- Justice sector services (E.g.: Police, law/judiciary, legal profession)
- Administrative service (E.g. - Grama Niladhari, District Secretariat, Labor Department)
- Military forces and related services
- Land and housing sector services
- Finance sector services (E.g. - Banks, Inland Revenue)
- Environment sector services (E.g. - Forestry, Wildlife)
- Sanitation sector services - (E.g. - Waste disposal)

- No specific sector identified
- Not aware of any bribery, corruption and sexual bribery related incidents in above sector

Experienced incidents in obtaining other services (Please fill in below)

10. Are you aware of mechanisms available to report incidents of bribery, corruption or sexual bribery when obtaining public sector services?

- Fully aware
- Somewhat aware
- Not aware at all
- Sri Lanka's public sector does not have a mechanism to report bribery, corruption, or sexual bribery incidents

11. Are you aware of the following laws on bribery, corruption, and sexual bribery in Sri Lanka? (Select multiple answers)

- The Bribery Act No. 11 of 1954 (Bribery Act)
- Commission to Investigate Allegations of Bribery or Corruption Act No. 19 of 1994
- Penal Code of Sri Lanka
- Other laws on bribery, corruption, and/or sexual bribery
- Not aware of any laws related to bribery, corruption and/or sexual bribery

12. How would you rate your knowledge on the above laws on bribery, corruption and sexual bribery in Sri Lanka?

- Expert (05 stars)
- Proficient (04 stars)
- Competent (03 stars)
- Beginner (02 stars)
- Novice (01 star or below)

14. Are you in agreement with introducing a zero-tolerance policy for bribery, corruption and sexual bribery in public sector services?

- Strongly agree
- Somewhat agree
- Neutral
- Somewhat disagree
- Strongly disagree

13. Are you aware of the Open Government Partnership in Sri Lanka?

Open Government Partnership (OGP) – Sri Lanka joined the OGP in 2015, which is an initiative that encourages governments to make commitments to promote transparency, empower citizens, fight corruption, and harness new technologies in the country.

- Fully aware
- Somewhat aware
- Not aware at all

ANNEXURE II - SUMMARY OF THE DIGITAL CAMPAIGN

Below are a few statics and images which represent a summary of the digital campaign run for the survey.

Figure 1 - Advertising summary – Part I – Reach through the Centre for Equality and Justice Social Media Handles

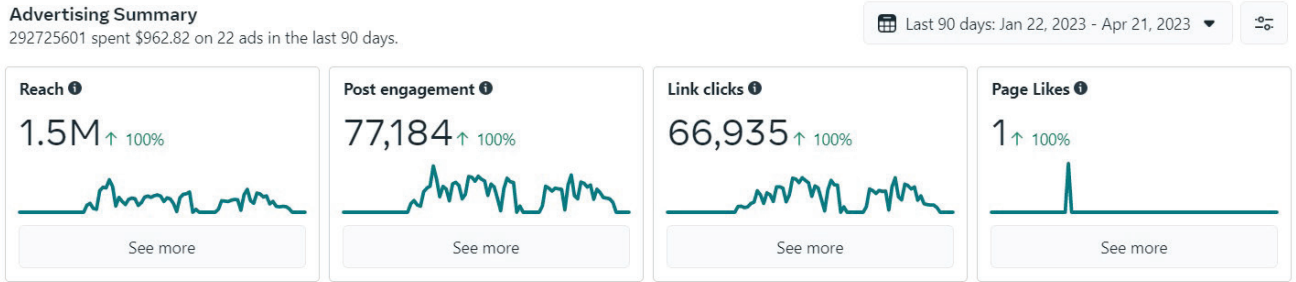


Figure 2 - Advertising summary – Part II – Reach through the digital marketing campaign consultants Social Media Handles

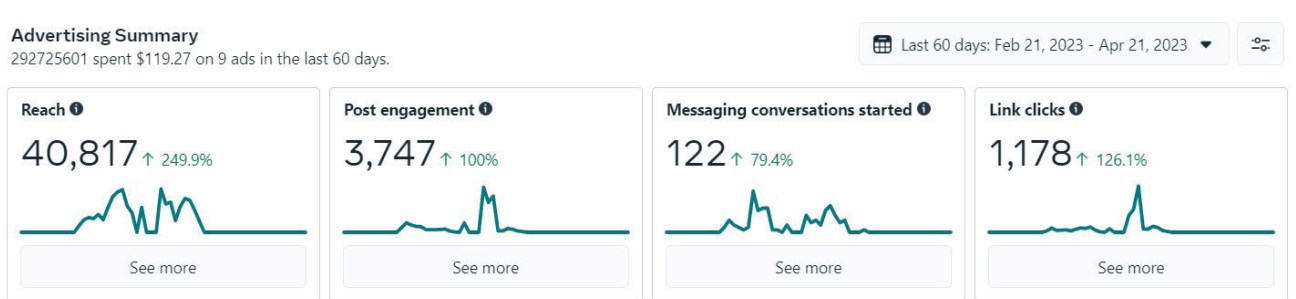


Figure 3 – Total reach and provincial breakdown of the survey through the Centre for Equality and Justice Social Media Handles

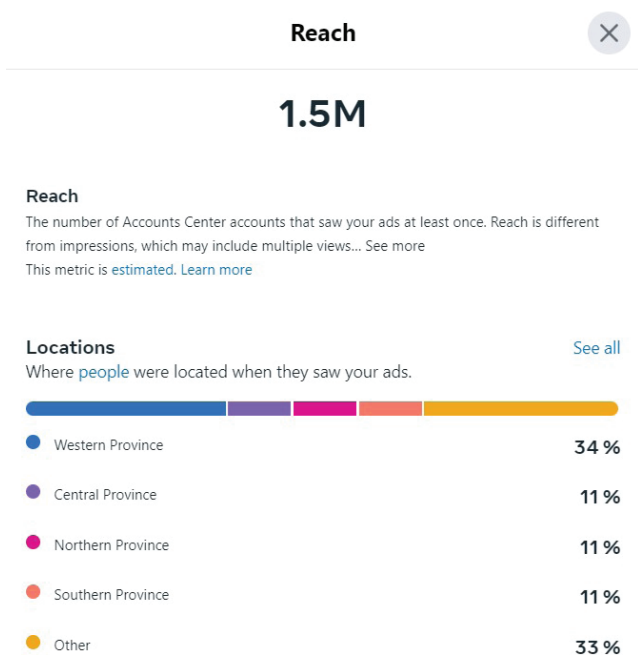


Figure 4 – Link clicks of the survey through the Centre for Equality and Justice Social Media Handles

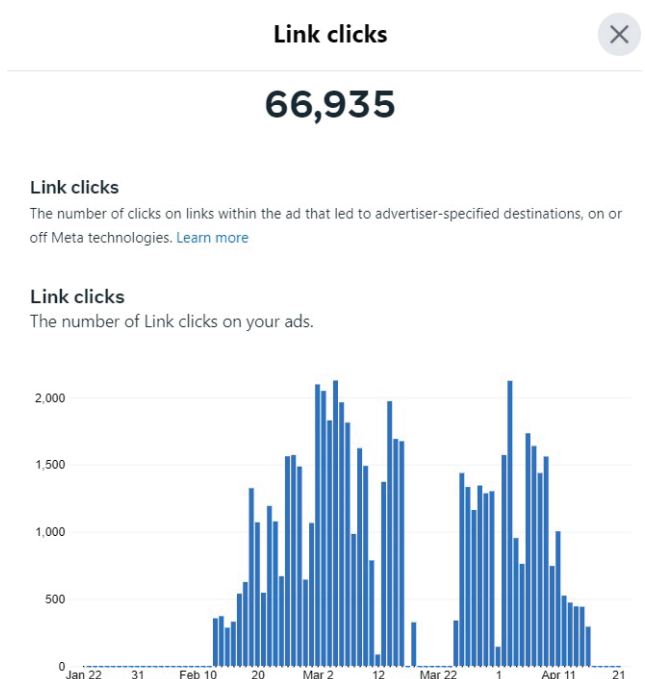


Figure 5 – Post engagement of the survey through the Centre for Equality and Justice Social Media Handles

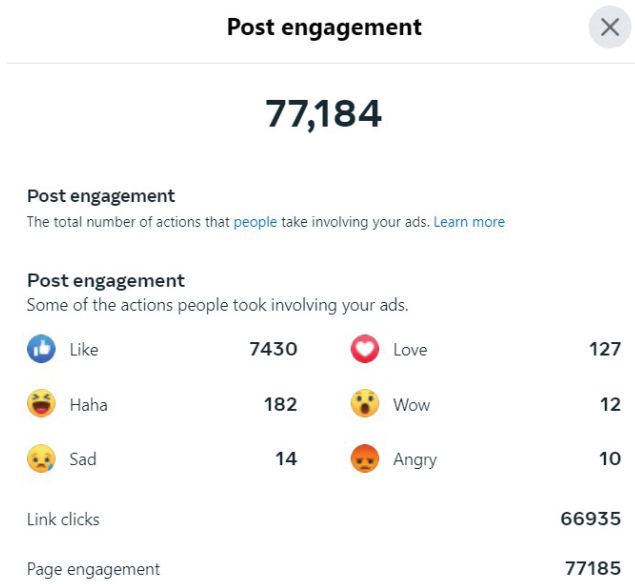


Figure 6 – A few post engagements of the survey through the Centre for Equality and Justice Social Media Handles





අල්ලස හා දූෂණය
ඡරැකව

ශ්‍රී ලංකාවේ අල්ලස හා දූෂණය තුරන් කිරීමේ ප්‍රයත්නයන්ට සහාය වීම සඳහා මෙම සමීක්ෂණයට සහභාගී වන්න.

cej_srilanka • Follow

cej_srilanka මම අල්ලස, දූෂණය හෝ ලිංගික අල්ලස පිළිබඳ අභ්‍යන්තර අත්දැකීම් තිබේද?

ශ්‍රී ලංකාවේ අල්ලස හා දූෂණය අවසන් කිරීමට අපට ඔබගේ සහයෝගය අවශ්‍යයි.

සමහරවිට මහජන සේවා ලබා ගැනීම සඳහා වූ අන්තර්ගත වීඩියෝ අල්ලස, දූෂණය සහ/හෝ ලිංගික අල්ලස සම්බන්ධයෙන් සාමාන්‍ය ජනතාවගේ දැනුම සහ අත්දැකීම් අවබෝධ කර ගැනීම සඳහා සමීක්ෂණයක් සවිස්ථාපනය කරමු.

මෙම සමීක්ෂණය මගින් රජයේ සේවාවන් ලබා ගැනීමේදී පවතින අල්ලස, දූෂණය සහ/හෝ ලිංගික අල්ලස සම්බන්ධයෙන් තරුණ කාණ්ඩයන්ගේ (අවුරුදු 18-29 අතර) අත්දැකීම් අවබෝධ කර ගැනීම අරමුණු කරයි.

කරුණකයට මෙම කෙටි (03) මාසයක සමීක්ෂණයට සහභාගී වීමෙන් මේ පිළිබඳ මෙහි දැනුම සහ අත්දැකීම් මෙලො ගන්න. පියවීම සහභාගීවන්නන්ගේ පෞද්ගලිකත්වය සහ රහස්‍යභාවය ආරක්ෂා වන ආකාරයට මෙම සමීක්ෂණය සිදු කෙරෙන්නු ඇත.

මෙම සමීක්ෂණය පිළිබඳ සහතික සාධක සඳහා:
<http://bit.ly/3RN5QmJ>

#StopBribery #Bribery #Corruption #StopCorruption #Survey #CentreforEqualityandJustice #SexualBribery #NoConditions #SriLanka

15w See translation

22 likes
FEBRUARY 10

Add a comment... Post

STOP SEXUAL BRIBERY

Take this survey to support efforts to end bribery and corruption in Sri Lanka

cej_srilanka • Follow

cej_srilanka Stop Sexual Bribery!

The Centre for Equality and Justice is conducting a survey to understand the general public's knowledge of and experience with bribery, corruption, and/or sexual bribery.

This survey aims to understand young people's (between 18-29 years old) experience with bribery, corruption, and/or sexual bribery when obtaining public sector services.

To take this survey click the following link:
<https://bit.ly/3RLZ4w>

Please share your knowledge and experiences by taking this brief (03 min) online survey. The research team will protect the privacy and confidentiality of all participants.

#StopBribery #Bribery #Corruption #StopCorruption #Survey #CentreforEqualityandJustice #SexualBribery #NoConditions #SriLanka

13w

Liked by virajmwan and 20 others
MARCH 1

Add a comment... Post

STOP BRIBERY & CORRUPTION

Take this survey to support efforts to end bribery and corruption in Sri Lanka

The Centre for Equality and Justice

723 followers
3mo •

Have you witnessed or experienced bribery, corruption, or sexual bribery?

We need your support to end bribery and corruption in Sri Lanka.

The Centre for Equality and Justice is conducting a survey to understand the general public's knowledge of and experience with bribery, corruption, and/or sexual bribery.

This survey aims to understand young people's (between 18-29 years old) experience with bribery, corruption, and/or sexual bribery when obtaining public sector services.

...see more

10 2 reposts

Like Comment Repost Send

Add a comment...

ANNEXURE III - EXTERNAL RESEARCH TEAM

The research study was conducted by **Pumudika Amarasekara** in collaboration with the **Centre for Equality and Justice** Sri Lanka. Pumudika Amarasekara has a **MSc in Business Analytics with Distinction** from Robert Gordon University, United Kingdom and has a **1st Class for BSc. (Hons)** in Business Management from Federal University of Wales, United Kingdom. She is also a member of the **Associate Chartered Management Accountant (ACMA)** and the **Chartered Global Management Accountant (CGMA)**.

She is currently working as the **Manager of the Economics Research Team at Verité Research Pvt. Ltd.** and as a **Market Research Analyst for Sri Lanka at Euromonitor International UK**. Pumudika also consults as a **Policy Researcher at Adfactors Public Relations Lanka Pvt. Ltd.**



LinkedIn - <https://www.linkedin.com/in/pumudika-amarasekara/>



Contact - pumudika.amarasekara@gmail.com

The digital campaign for the study was conducted by MD Creations Pvt Ltd under the guidance of



Dilan Udayanga.



Website - <https://www.mdcreations.lk/index.php>



Contact - dilan@mdcreations.lk

CENTRE FOR EQUALITY AND JUSTICE

16/1, Maurice Place, Colombo 05, Sri Lanka.

Tel/Fax: +94 11 2055404

www.cejsrilanka.org | srilanka.cej@gmail.com

 /CEJ.SL  /cej_srilanka  /CEJ_SriLanka  /@CEJSriLanka